

SECOND GRADE

* SCHOLASTIC *

100

WORDS

KIDS NEED TO

READ BY 2nd *
GRADE *



A PULL-OUT POSTER

listing 100 great 2nd grade books!

Dear Family Member,


Sight words are those frequently used, non-decodable words that are essential to reading fluency. Ask any teacher or educational expert what's the only way for children to master these sight words and they'll all agree—practice!

We've created the *Scholastic 100 Words* workbook series to give your child that practice. Working with literacy specialists and classroom teachers, we identified the 100 sight words your child needs to know by second grade. Then we developed inviting educational activities to give your child opportunities to read, write, and use these words.

The sight words in Scholastic's *100 Words Kids Need to Read by 2nd Grade* are divided into seven word groups. The words in each group are introduced in context and reinforced throughout the activities. As your child moves through this workbook, he or she will move from visual recognition of sight words to genuine mastery. Your child will also gain important preparatory experience that will later help with standardized tests.

To reinforce the message that skill-building helps make reading fluent—and fun—we've included a wonderful "mini-book" at the end of each word group section. This mini-book weaves all the words from the word group into a lively story your child will love reading aloud. And to encourage your child's love of reading, we've also included a poster listing 100 Great Books for 2nd Graders.

The journey through these workbook pages will help young readers make the successful transition from learning to read to reading to learn. Enjoy the trip!



David Goddy

David Goddy

Publisher, Scholastic Magazines



Tips For Family Members

Join in with your child on the activity pages:

- ✓ Read the directions aloud.
- ✓ Help your child get started by making sure he or she knows what to do.
- ✓ Point out examples, such as circles or underlines, in the directions. Show your child how to use the illustrations or photos to provide clues for words.

Share the mini-books with your child:

- ✓ To assemble a mini-book, detach the four pages where perforated. Put the first two pages back to back, pictures facing out. Fold on the dotted line. Do the same with the second two pages. Insert the second set into the first set. The mini-book cover will be on the outside; story pages will follow in number order.
- ✓ Ask your child to read the story aloud to you. Using the word list on page 3, ask your child to find all the words from the word group in the mini-book.

Read, read, read!

- ✓ Visit your library or bookstore and help your child find the 100 Great Books for 2nd Graders listed on our poster.

Table of Contents

My 100 Words	3	Word Group Four	113
Word Group One	4	Answer Key	144
Answer Key	36	Mini-book	145
Mini-book	37	Word Group Five	149
Word Group Two	41	Answer Key	180
Answer Key	72	Mini-book	181
Mini-book	73	Word Group Six	185
Word Group Three	77	Answer Key	216
Answer Key	108	Mini-book	217
Mini-book	109	Word Group Seven	221
		Answer Key	252
		Mini-book	253

Editorial Consultant: Mary C. Rose, Orange County Public Schools, Orlando, Florida • **Writers:** Kama Einhorn; Anne Schreiber; Gail Tuchman; Kathryn McKeon **Illustrators:** Valeria Petrone; Greg Paprocki; Jackie Snider **Art Director:** Nancy Sabato
Composition: Kevin Callahan, BNGO Books **Cover:** Red Herring Design

No part of this publication may be reproduced in whole or in part, or stored in a retrieval system or transmitted in any form or by any means, electronic, mechanical, photocopying, recording, or otherwise, without written permission of the publisher. For information regarding permission, write to Scholastic Inc., Attention: Permissions Dept., 557 Broadway, New York, NY 10012.

0-439-32023-2

Copyright © 2003 by Scholastic Inc. • All rights reserved. • Published by Scholastic Inc.
 SCHOLASTIC and associated logos are trademarks and/or registered trademarks of Scholastic Inc.

12 11 10 9

6 7 8 9 0

Printed in the U.S.A. • First printing, June, 2003

PHOTO CREDITS CORBIS: Helen Norman: 93 (girl wearing paper hat); Royalty-Free: 120 (pillow). GETTY IMAGES: PhotoDisc: 86 (cake, bus), 152 (girl writes), 156 (letter), 185; Stone: James Darell: 64 (boy blows nose). IMAGEWORKS: 12 (man w/beans). PHOTO EDIT (Long Beach, CA): Cindy Charles: 247 (girl sleeping); David Kelly Crow: 254 (autumn); David Young-Wolff: 45 (boy), 47 (girl and school), 80, 120 (school x 4), 201 (girl with plate, family group, principal-student meeting), 225, 233 (girl in rain), 254 (surfing); Dennis MacDonald: 192 (hen); Felicia Martinez: 4 (six-pack), 50 (strawberry shortcake), 175 (jello); Jeff Greenberg: 66 (haystack); Jonathan Nourok: 58, 59 (white crayon), 93 (kids singing), 131 (smiling boy), 203; Mark Richards: 7 (men in line); Mary Kate Denny: 17; Merritt Vincent: 255 (pumpkin); Michael Newman: 12 (car racing), 45 (girl), 50 (tall, short kids), 89, 226 (girl serves ice cream), 236; Michelle D. Bridwell: 19; Myrleen Ferguson Cate: 45, 175 (man), 152 (boys with dog), 156 (smiling man), 160, 172, 226 (girl with finger to lips); Novastock: 45 (woman), 66 (crown); Rachel Epstein: 66 (chicken broth); Robert W. Glinn: 81; Spencer Grant: 7 (boy with mustache), 83 (girl with bird); Stephen McBrady: 7 (cat); Susan Van Etten: 87, 114, 226 (boy reading); Tony Freeman: 65 (twins), 50 (baseball), 113, 221. PHOTO RESEARCHERS (New York) E.R. Degginger: 29 (firefly); Frank Zullo: 253 (starry night). SODA (Scholastic Online Digital Archive): Ana Esperanza Nance: 16 (pan); Ble Bostrom: 58, 59 (crayons), 58, 59, 63 (crayons); Clara Von Aich: 93, 158 (woman hugs child), 135 (bundled up girl); David Lawrence: 4 (bread), 4 (juice box); David Mager: 55 (two kids smiling), 84 (boy points at self); Digital Stock: 152, 215 (girl w/hand up); Dynamic Graphics: 54 (dog); Francis Clark Westfield: 12 (cat eats), 77 (girl w/hands up); Gerri Hernandez: 152 (boy waves); Halley Ganges: 47 (girl laughs); Image 100: 50 (kids in shorts); John Bessler: 4 (banana); Ken O'Donoghue: 41 (boy writes), 150 (boy reads); Maryellen Baker: 4 (milk carton); Photodisc: 7 (man, milk), 16, 18, 86, 175 (cake), 16 (ball, sheep), 29, 256 (butterfly), 31 (car), 38 (clown); 47 (kids at beach, kids reading), 53 (pink flowers), 58 (crayons), 86 (man smiling), 96 (birthday party), 122 (soccer ball, sheep), 131 (elephant, chick), 156 (piggybank, clown), 173 (boy eats ice cream), 192 (cow, hat, moon), 223 (tulips, fall leaves on tree), 225 (car, house, girl w/hand up), 233 (bucket of sand, apple), 256 (birders, bee); Richard Hutchings: 20 (girl, puppy), 131, 256 (sledding), 223 (building snowman); Richard Lee: 4 (ice cream); Stanley Bach: 7 (girl), 85 (boy sings); White House, Washington D.C.: 53 (White House); Yellowstone National Park: 47 (purple flower); Stock Boston (Boston, MA): Aaron Haupt: 4 (glass of water); David Ulmer: 152 (boy in shorts); John Cancalosi: 226 (boy blows bubble); Lawrence Migdale: 32 (family breakfast); Nance S. Trueworthy: 226 (cat under table). SUPERSTOCK (Jacksonville, FL): 7 (man w/cereal), 12 (man sleeps), 29 (walking stick insect), 65 (twins), 53 (whale), 86 (king), 93 (dogs); 122 (bricks, sun), 156 (bird's nest), 233, 253 (snowman), 254 (both flowers).

My 100 Words

Group 1

all	long	slept
drank	man	some
drink	men	take
him	none	took
his	sleep	

Group 2

ask	funny	say
brother	pretty	school
brown	purple	short
child	read	sister
children	said	white

Group 3

both	make	us
but	myself	woman
her	our	women
hers	sang	your
made	sing	

Group 4

cold	large	Sunday
first	Monday	third
Friday	Saturday	Thursday
keep	second	Tuesday
kept	small	Wednesday

Group 5

any	good-bye	thank
best	hello	their
better	help	them
every	many	town
few	please	

Group 6

after	open	when
before	soon	where
here	then	who
how	there	why
now	what	

Group 7

early	more	summer
end	over	under
fall	quiet	wide
fell	spring	winter
into	story	



Drink Up!



Circle everything that you can drink.



Put an X on everything you drank yesterday.

What's your favorite thing to drink?


Verb Time

Verbs are **action** words, like run or jump. Find each verb from the word box in the word search below.

Word Box

sleep
slept
take

took
drink
drank



Time Travel

It's a time machine!

Write the verbs that describe something that already happened under **past**.

Write the verbs that describe something happening right now under **present**.

Word Box


drink drank sleep slept take took

past

Handwriting practice area for the 'past' column. It features a vertical stack of lines: a solid top line, a dashed midline, and a solid bottom line. This pattern repeats five times down the page.

present

Handwriting practice area for the 'present' column. It features a vertical stack of lines: a solid top line, a dashed midline, and a solid bottom line. This pattern repeats five times down the page.



Match It!

Draw a line from each sentence to the picture it matches.

1. The man takes a long drink.
2. The men are standing in line.
3. He **drank** all the milk.
4. This cat likes to sleep in his bed.
5. The girl has long hair.
6. The man **ate** some popcorn.




Now try this! Write a sentence using the two blue words from the sentences above.

Picture This!

Use words from the box to complete the sentences.
Hint: You may have to use capital letters!

Word Box

some all none long



1. _____ of the fish are purple.



2. _____ of the starfish are yellow.



3. _____ of the fish have stripes.

4. One of the fish is very _____.



5. This girl wanted to see a jellyfish, but there were _____.



Big News!

Use the words from the box to finish these sentences.
Hint: You may have to use capital letters!

Word Box

slept	some
man	drank
took	all
sleep	long



A _____ broke a world record yesterday when

he _____ for 20 years. No one had ever _____

for so _____ before.

"I wasn't tired and I couldn't _____, so

I _____ some warm milk," the man, Mr. Rip Van Winkle,

said as photographers _____ pictures. "Then the next

thing I knew, I woke up and everyone was staring at me.

_____ my friends looked different. _____

places in town had changed. Everything was mixed up.

I think I need another nap."

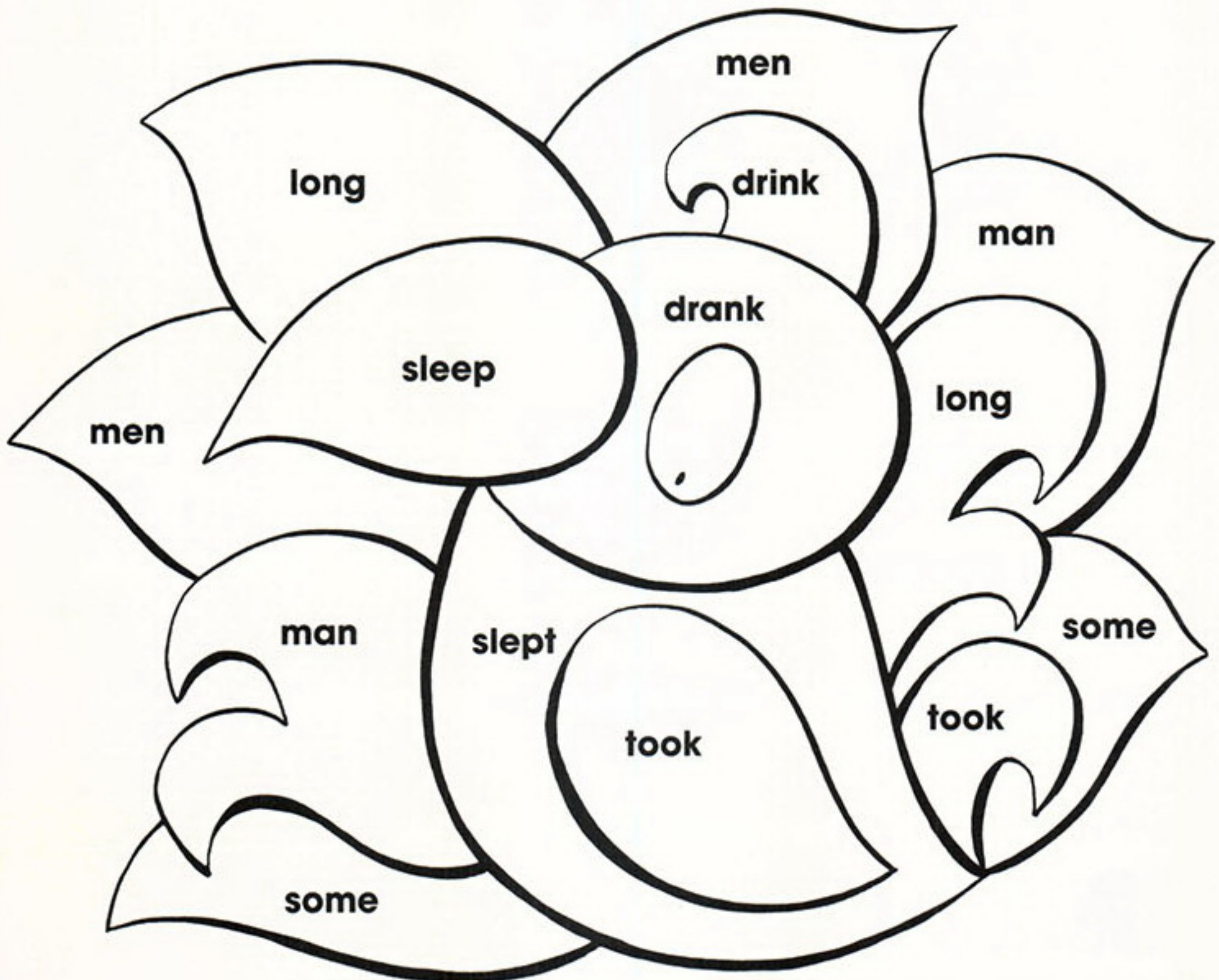
Who's Hiding?

Find all the action words that tell something happening now.
Color all the spaces with those verbs **yellow**.

Find all the words that tell something has already happened.
Color all the spaces with those verbs **red**.

Color all the spaces with words that are not verbs **green**.

Remember: Verbs are action words.



Threes & Fours

Use the words from the box to answer the questions.

Word Box

all his men took none
him man take long



Which 4-letter word rhymes with **song**?

Which 4-letter word rhymes with **sun**?

Which 3-letter word ends with **l** and means **every**?

Which 4-letter word starts with **t** and rhymes with **book**?

Which 3-letter word starts with **h** and ends with **m**?

Which 4-letter word rhymes with **bake**?

Which 3-letter word means **more than one man**?

Which 3-letter word rhymes with **pan**?

Which 3-letter word means **belongs to him**?

All Mixed Up

Unscramble the sentences. Write the words in the correct sentence order on the lines. Look at the pictures for clues.



The all man night slept long.



The took man candy some.



cat the all milk drink The will.



All men of the cars have.


Mystery Man



Draw a picture to match this description.



The man is short.
His hair is brown.
His hair is not long.
His eyes are blue.
He has some freckles.
All of his clothes are purple!



Now give your mystery man a name.

The Sleepiest Cat

Use the words from the box to finish this poem.

Word Box

sleep take all



_____ day,
My cat can _____

_____ night,
She can _____

No matter if it's dark or light.

_____ a nap,
She always wants to _____

Even in my baseball cap!

Now read the poem out loud!

The Vacation

Word Box

took drank long
slept all some

Use the words from the box to finish these sentences.

I _____ in a funny bed.



We saw _____ beautiful birds

with _____ beaks.

I met _____ other kids.



They were _____ really nice.



We _____ lots of pictures.

I _____ a delicious fruit drink.



Word Math

Can you solve these letter math problems? Write the picture name, then add and subtract letters to make a new word.



— sh + sl =



— p + m =



— b =



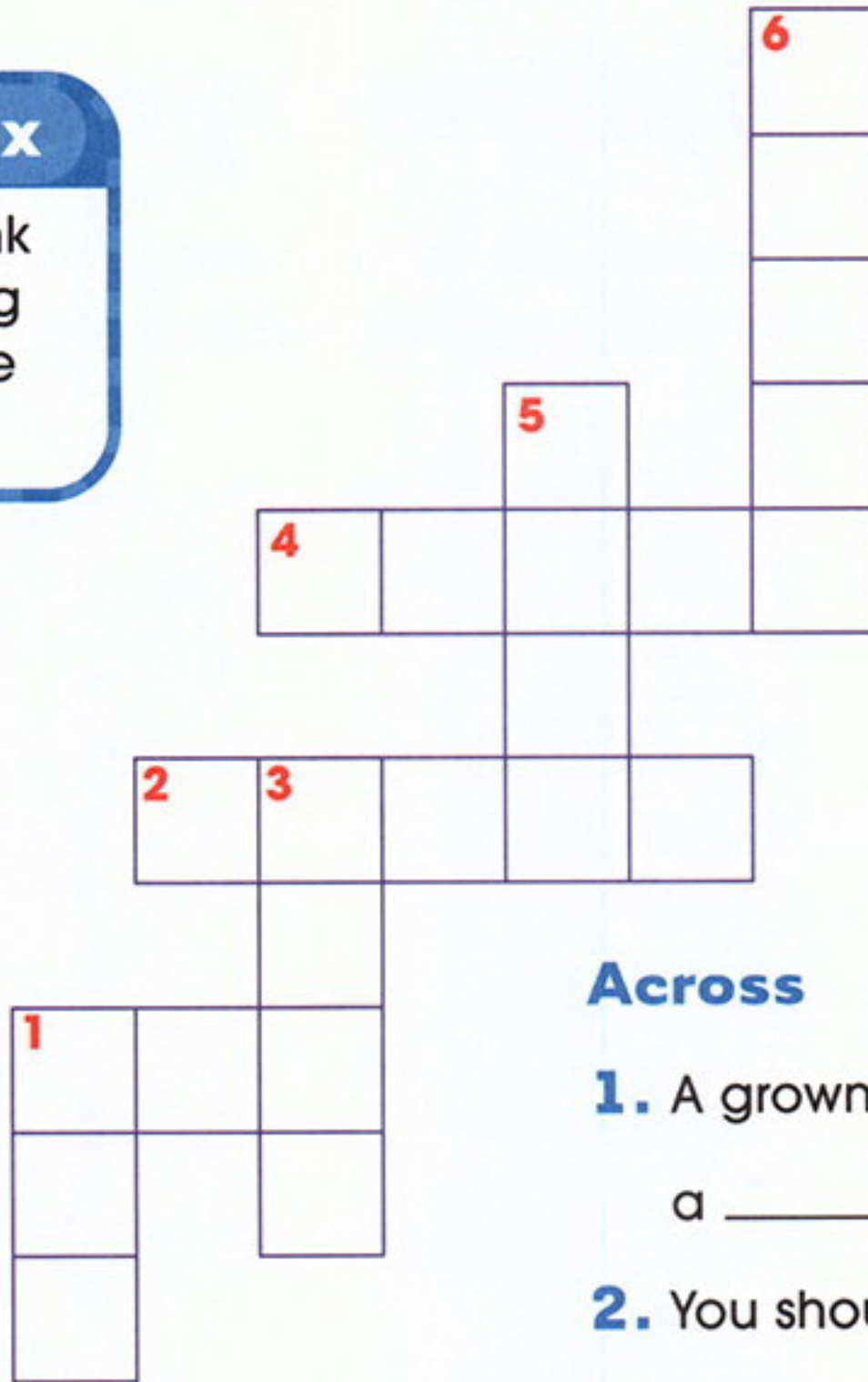
— t + m =

Puzzle Time

Use the words in the box to finish this crossword puzzle.

Word Box

man	drink
men	long
drank	take
sleep	

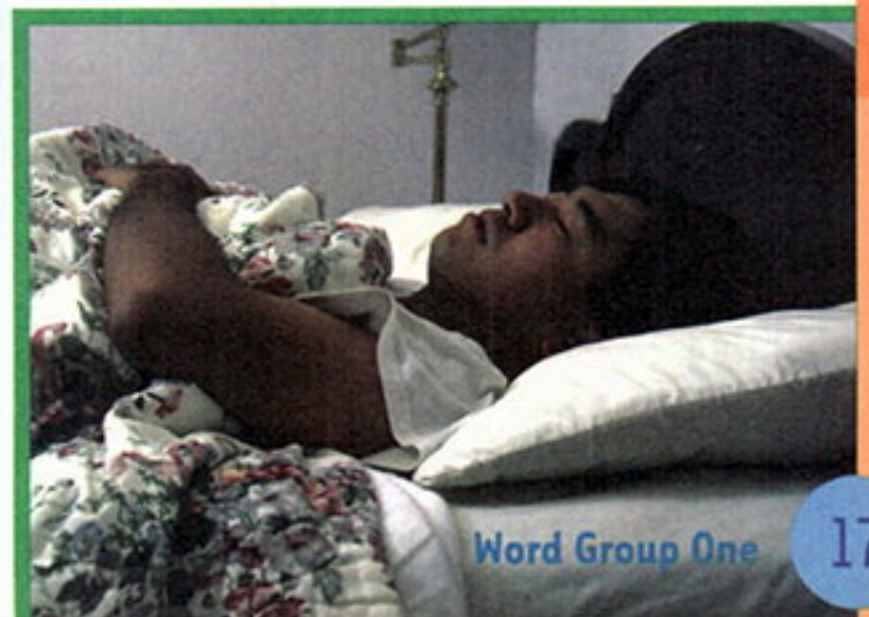


Down

- Two grown-up boys are called _____.
- If you don't cut your hair, it will grow very _____.
- You use a camera to _____ pictures.
- My mom likes to _____ coffee.

Across

- A grown-up boy is called a _____.
- You should get enough _____.
- Last night I _____ two glasses of lemonade at dinner.





The Mystery of Elemenopee



In each set of words, the same letter is missing. But is it **l**, **m**, **n**, **o**, or **p**? Write the mystery letter at the end of each set.

- 1.** dra _ k
dri _ k
ma _
me _

The mystery letter is _____.

- 2.** hi _
_ an
_ en
so _ e

The mystery letter is _____.

- 3.** a _ _
_ ong
s _ eep
s _ ept

The mystery letter is _____.

- 4.** slee _
sle _ t

The mystery letter is _____.



- 5.** l _ ng
n _ ne
s _ me
t _ _ k

The mystery letter is _____.





Make Lemonade!

Use the words from the box to finish this delicious recipe for lemonade. Hint: You may need to use capital letters.

Word Box

take

some

long

drink

all

Lemonade

1. _____ lemons and slice them.

2. Squeeze _____ the juice from the lemons into a pitcher.

3. Add water and _____ sugar.

4. Stir with a _____ wooden spoon.

5. _____ it up!

A New Puppy

Circle the word that finishes each sentence.

Maria has a new puppy! She will feed (him, his).

She will play with (his, him).

She will brush (him, his) fur.

Maria will (drink, take) her puppy to the vet.

She will make sure he gets (some, all) (him, his) shots.

She will give (him, his) water to (drink, take).

She will let him get (some, all) sleep.

She will walk (him, his) every day.



Some, All, or None?

Use **Some**, **All**, or **None** to finish each sentence about your friends and family.



1. _____ of the kids in my class have freckles.

2. _____ of the kids in my class ride their bikes to school.

3. _____ of the people in my family like to play checkers.

4. _____ of the people in my family have blond hair.

5. _____ of my friends have blue eyes.

6. _____ of my friends like to play outside.

7. _____ of my friends like pizza.

8. _____ of my friends have curly hair.

Sort It Out!

Write each word from the word box in the correct group.

Word Box

drank	take
some	slept
sleep	drink
took	none
all	

Action Words (Verbs)

Handwriting practice lines for the first column of the 'Action Words (Verbs)' section. Each line set consists of a solid top line, a dashed middle line, and a solid bottom line. There are five such sets of lines.

Handwriting practice lines for the second column of the 'Action Words (Verbs)' section. Each line set consists of a solid top line, a dashed middle line, and a solid bottom line. There are five such sets of lines.

Words That Tell How Much

Handwriting practice lines for the 'Words That Tell How Much' section. The first two columns each have three sets of lines (solid top, dashed middle, solid bottom). The third column has two sets of lines (solid top, dashed middle). The fourth column has two sets of lines (solid top, dashed middle).

What Happened?

Read the story and circle the right answers.



Last night Shelly went to sleep and had a weird dream. She dreamed all of the kids in her class were wearing pajamas. Some of the kids had on cowboy hats, too! Her teacher had all his clothes on inside out.

The class went to lunch and everyone drank five strawberry milkshakes. Shelly didn't want to drink one, because she doesn't like strawberry. She drank it anyway — and it tasted like chocolate! “Weird!” said Shelly when she finally woke up.

- 1.** Shelly had a weird dream:
 - a. last night
 - b. a week ago
 - c. when she took a nap during the day
- 2.** The kids in school wore:
 - a. party hats and shoes
 - b. pajamas and cowboy hats
 - c. inside-out clothes
- 3.** What happened at lunch?
 - a. the kids drank five milkshakes
 - b. the kids drank milk
 - c. the teacher gave a test
- 4.** What was strange about Shelly's teacher?
 - a. he was standing on his head
 - b. his clothes were backwards
 - c. his clothes were inside out
- 5.** What was strange about the milkshake Shelly drank?
 - a. it was strawberry, but it tasted like chocolate
 - b. it was chocolate, but it tasted like strawberry
 - c. it tasted like milk

A-maze-ing!

Some of the sentences below are true. Some are false. To get through the maze, you have to draw a line through all seven true sentences. Don't get tricked!



Flower Power

Read the words on the petals. In the center of each flower, write the word that rhymes with all the petal words.

Choose from the words in the box.

Word Box

all drank none took

sun

fun

brook

hook

ton

bun

cook

won

shook

book

yank

blank

crank

small

Paul

call

thank

bank

tall

ball

sank

crawl

Words Within Words

There are smaller words hiding in each of these words.
Can you find them? Write them on the lines.

1. drink

in

2. none

3. some

4. his

5. man







Tongue Twisters

Read this tongue twister out loud five times fast.

David Drake and his dad drank a delicious drink.

Draw a picture to go with it!



Now try this one! Say this tongue twister out loud:

One man, many men.

Draw a picture that shows the difference between **man** and **men**.

Many Men

What do you notice about these people? Write words from the box to complete the sentences.



Word Box

All Some None

1. _____ of the people are men.

2. _____ of the men are wearing hats.

3. _____ of the men have red hair.

4. _____ of the men have brown eyes.

5. _____ of the men are wearing ties.

6. _____ of the men look like they need some sleep.



Buggy Riddles

Word Box

his
all

slept
drink

long
Take

Finish the riddles. Then draw lines to their answers! You can use words more than once.



_____ jar.

A boy caught us in _____

_____ twinkle like baby stars.

We _____

I can play a funny trick.

_____ another look, you'll see:

I'm a _____ walking stick!



I _____ in a cocoon,

_____ warm and dark

Now I _____ nectar,
I'm a Monarch.

Line Up!

Fill in the blanks with letters to complete the words.
Hint: The words in the box will help you.

Word Box

drank

him

men

drink

none



Now write the letters in the red boxes to answer this riddle.

Where do mermaids go to see the movies?


The _____ !

The Alphabet Caterpillar

All

Took

Put these words in ABC order:
slept, man, long, some, drink,
men, him, none,
take, his, sleep



Good Morning!

Read the story below. Then finish the sentences by filling in the correct circle.



My name is Tina. At my house, we all like to sleep a long time. If my family slept as long as we like, none of us would be on time. That is why we have an alarm clock. When it goes off, some of us get up. My brother stays in his bed. I go in to wake him. We take showers. We eat and drink some milk. Then my dad drives to work with the man next door. My mom takes the train. My brother and I take the bus to school.

- 1.** The family needs an alarm clock because

 - a. they are cold.
 - b. they like to sleep a long time.
 - c. they like to eat.
- 2.** When the alarm goes off

 - a. some of them get up.
 - b. none get up.
 - c. everybody gets up.
- 3.** Tina and her brother take

 - a. showers.
 - b. baths.
 - c. alarm clocks.
- 4.** Tina and her brother go to school by

 - a. car
 - b. train
 - c. bus

took

take

some

slept

sleep

none

men

man

long

him

drink

his

all

drank

Sight Word Bingo

Sight Word Bingo

Sight Word Bingo

Sight Word Bingo

Sight Word Bingo

Sight Word Bingo

Sight Word Bingo

Sight Word Bingo

Sight Word Bingo

Sight Word Bingo

Sight Word Bingo

Sight Word Bingo

Sight Word Bingo

Sight Word Bingo


Sight Word Bingo

You'll Need:

- counters (for example: chips, coins, or dried beans)
- paper and pencil for each player

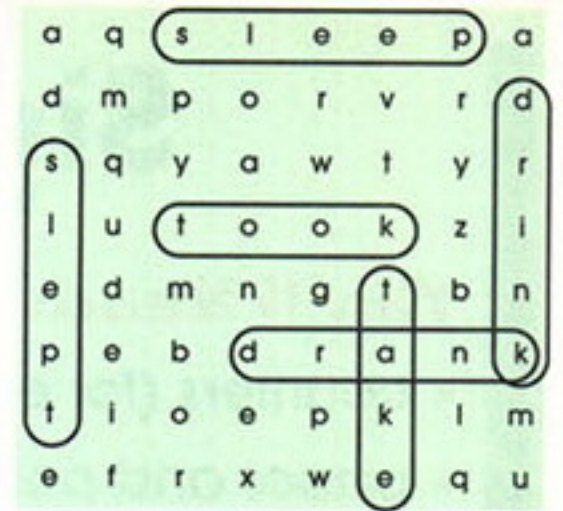
How To Play:

- 1.** On paper, make a board like the one shown below.
- 2.** Cut apart the 14 word cards on page 33 on the dotted lines.
- 3.** Spread them out in front of the players. Each player writes the words in any order on his or her paper board. Use some words twice so that each of the 25 game board squares has a word in it. (Make sure that each player's board is different).
- 4.** The caller gathers the cards, mixes them up, and reads them aloud, one at a time. Players mark the matching squares with an X. The first player to get 5 words in a row calls bingo! Remember: This can mean 5 down, across, or diagonal.

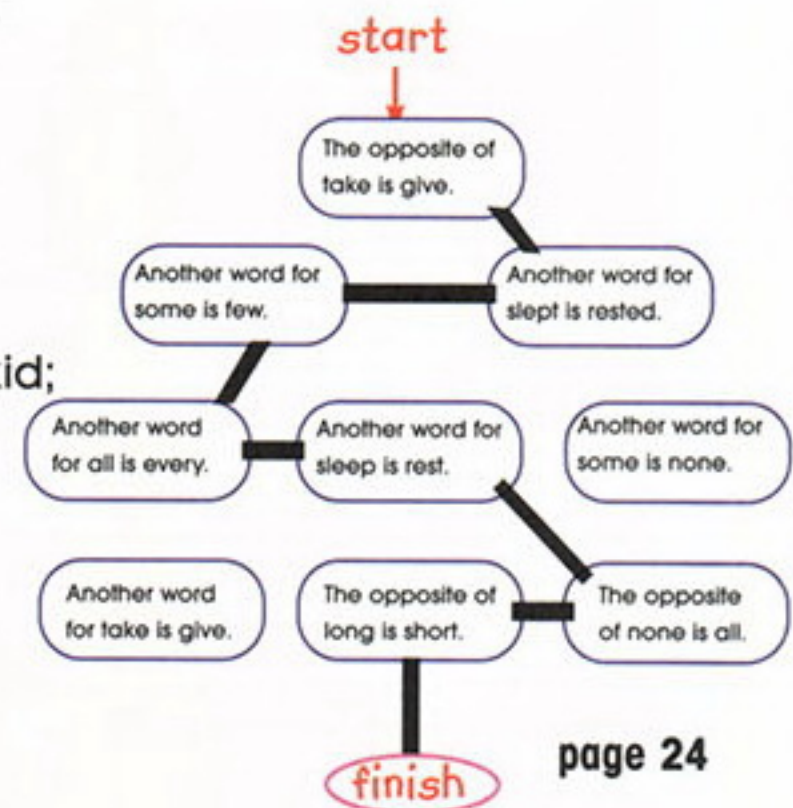


Word Group 1 Answer Key

- 4 circle milk, juice box, soda, water; answers will vary
- 5 see right
- 6 **past:** drank; slept; took **present:** drink; sleep; take
- 7 draw lines to match text to photos; sentences will vary
- 8 1. None; 2. All; 3. Some; 4. long; 5. none
- 9 man; slept; slept; long; sleep; drank; took; All; Some
- 10 bird
- 11 long; none; all; took; him; take; men; man; his
- 12 The man slept all night long. The cat will drink all the milk.
The man took some candy. All of the men have cars.
- 13 answers will vary
- 14 sleep; all; sleep; all; take
- 15 slept; some; long; some, all; took; drank
- 16 sleep; man; all; men
- 17 **Down:** 1. men; 3. long; 5. take; 6. drink **Across:** 1. man; 2. sleep; 4. drank
- 18 1. n; 2. m; 3. l; 4. p; 5. o
- 19 1. Take, some; 2. all; 3. some; 4. long; 5. Drink
- 20 circle: him; him; his; take; all, his; him, drink; some; him
- 21 answers will vary
- 22 **Action words:** drank; sleep; take; took; slept; drink
Words that tell how much: some; all; none
- 23 1. a; 2. b; 3. a; 4. c; 5. a
- 24 see right
- 25 none; took; drank; all
- 26 choose from 1. in, ink, rink, rind, kind, din, kin, rid, kid;
2. no, on, one; 3. so, me; 4. hi, is; 5. am, a, an
- 27 pictures will vary
- 28 1. All; 2. All; 3. Some; 4. Some; 5. None; 6. Some
- 29 his, all; Take, long; slept, all, drink
- 30 drank; him; men; drink; none; dive-in
- 31 drink; him; his; long; man; men; none;
sleep; slept; some; take; took
- 32 1. b; 2. a; 3. a; 4. c



page 5



page 24

The Snow Diggers

Written by Anne Schreiber
Illustrated by Greg Paprocki



Scholastic 100 Words Kids Need
to Read by 2nd Grade, Word Group 1

It was a truck. The man driving it waved.
Some men jumped off. They dug through all
the snow that blocked the sidewalk. Now Jake
and Maria could get through!
“Thanks!” said Jake to the men.
“Would you like some hot chocolate?”
Maria asked.
None of the men said no!



.....fold & assemble.....

Jake and Maria were best friends. Some days they played inside. Some days they played outside. Jake and Maria played together all year long.



Maria had an idea. She called Jake and told him her plan.

"We can dig a tunnel!" she told him. Jake and Maria went outside. They began to dig. They each dug all the way to the street. And then they stopped.

"I can't dig through!" Maria called from her side.

"What's that sound?" Jake called from his side.





That night, it snowed, snowed, snowed,
snowed!

The next day, there was snow on the
street. There was snow on the sidewalk.
There was so much snow Jake and Maria
could not go outside.



One hot summer day, Jake and Maria
set up a lemonade stand.

"Let's drink some of our lemonade,"
said Maria.

"Okay," said Jake.
They drank the lemonade until it was
all gone.

"We didn't make much money," said Maria.
"But we had fun," said Jake.



One night in the fall, Jake and Maria did not go to sleep. They stayed up late. They sat outside in the dark. Maria held a flashlight.

Jake read scary stories from a book.

"That's spooky!" said Maria.

"I'm scared!" said Jake.

"Time for bed!" their mothers called.

Jake and Maria slept with their lights on all night long!



Jake and Maria liked winter best of all. They loved to play in the snow. One day, they made a snowman.

Jake took off his scarf.



"Take this," he told Maria. "Put it around our snowman."

Now Jake was cold. He and Maria went inside. They drank hot chocolate.



Word Search

Find each of these words in the word search: **ask, child, funny, read, said, school, short, children.**





The Right Word

Fill in the blanks with the right words from the box.

Word Box

brother brown pretty purple said
say short sister white

1. I got my hair cut and now it's _____.

2. My dog is black with _____ and _____ spots.

3. My mom _____ I could go to the movies.

4. This is Patty and this is Pete. They are _____

and _____.

5. My mom said the flowers I gave her are _____.

6. Remember to _____ please and thank you.

7. Violets are _____.

My Trip

Look at these pictures from Samantha's vacation!
Then use the words in the box to finish the sentences.

Word Box

pretty long brother brown
funny sister white



Our family went to London, England.

My _____ and _____

and I sat together on the plane.

It was a _____ flight.

We flew through _____ clouds.

We saw _____ gardens.

We went to see a _____ play.

We laughed and laughed!

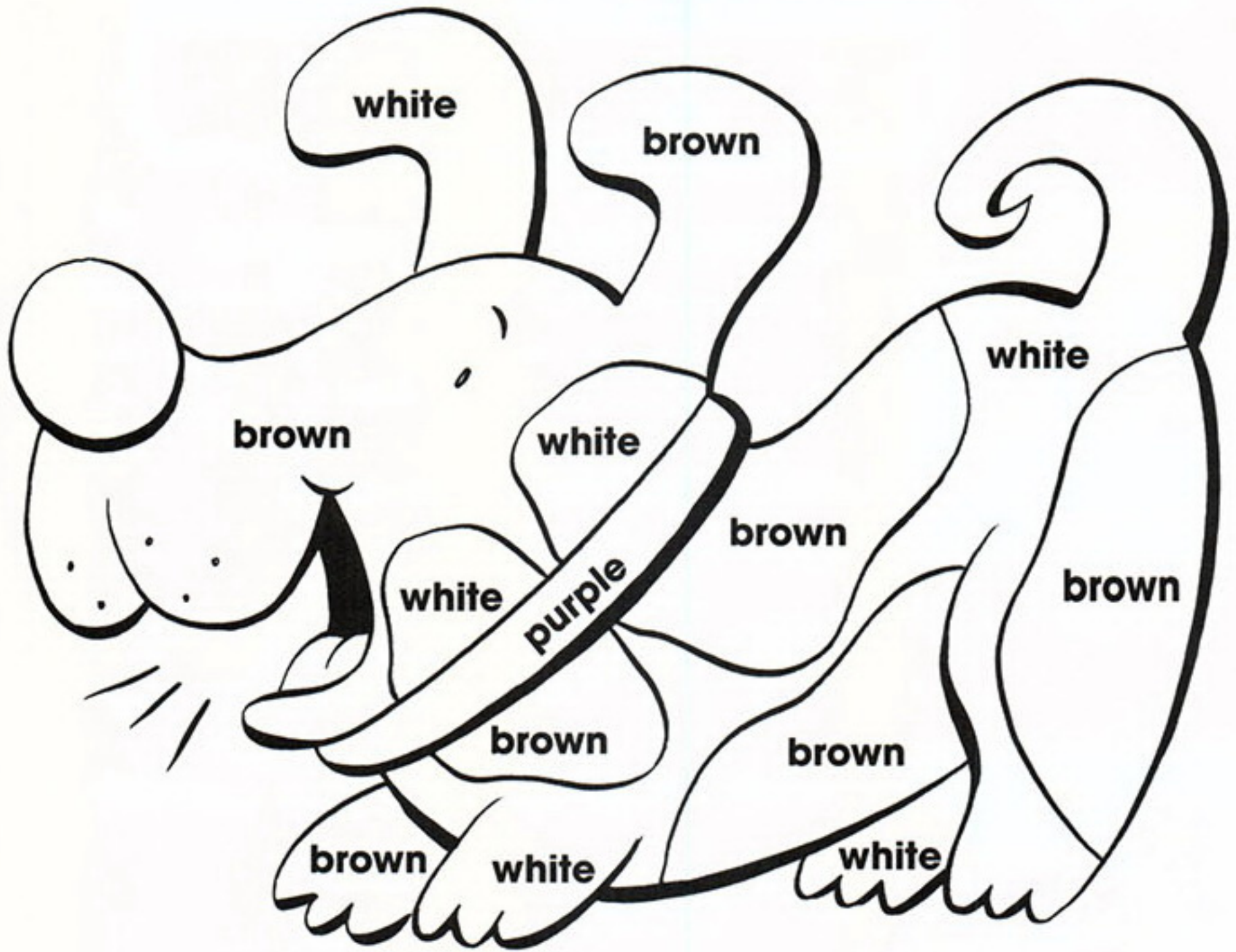


Our hotel was made of _____
brick.




What Color?

Color the spaces the color they are labeled.



Now draw a pretty
brown-and-white
cat here.



The Garcia Family

Family Tree

Look at this family tree. Then use the words in the box to fill in the blanks.



Carlos, age 8



Maria, age 6

Word Box

brother child
sister children

1. These parents have two _____.

2. Their older _____ is a boy.

3. Their younger _____ is a girl.

4. Carlos is Maria's _____.

5. Maria is Carlos's _____.

Picture Day

Word Box

child purple
children white
pretty short



This is my class photo.

1. These are all the _____ in the class.

2. One _____ is wearing a polka-dot shirt.

3. My teacher is wearing a _____

_____ sweater.

4. Two of the _____ in the front row

have _____ hair.

5. One _____ is wearing a shirt with

_____ and _____ stripes.

What's What?

Draw a line from each sentence
to the picture it matches.

Her shirt is blue and red.

The purple flower is pretty.

These children like to read.

The child heard a funny joke.

This is a school.

They are sister and brother.



Sort It Out!

Write each word from the word box where it belongs.

Word Box

ask	children	read	short
brown	funny	said	sister
brother	pretty	say	white
child	purple	school	

ADJECTIVES

(describing words)

pretty

NOUNS

(naming words)

child

VERBS

(action words)

say

Say It Fast!

Finish these tongue twisters with words from the box. Then say them out loud as fast as you can!

Word Box

brown	brother
pretty	purple



Bonny's _____-eyed

_____ baked brownies.

Penny petted two _____

_____ puppies.



Now make up your own tongue twister with some of these words.

Word Box

said	school	sister	slept
say	short	sleep	some

Different Sorts of Short

Draw lines between the sentences and the pictures they describe.



I love strawberry shortcake.

I play shortstop on my baseball team.

I took a shortcut home through my friend's backyard.

In the summer, I always wear shorts.

The opposite of tall is short.



Word Safari



Use the words from the box to answer these questions.

Word Box

brown funny school white
child pretty sister



1. What 5-letter word ends in **e** and is an adjective? _____

2. What 6-letter word starts with **s** and rhymes
_____ with **Mr.**? _____

3. What 6-letter word starts with the same sound as **prince** and
_____ is the opposite of **ugly**? _____

4. What 6-letter word starts with the same sound as the
_____ word **scoop**? _____


5. What 5-letter word starts with **br-** and rhymes with **gown**? _____

6. What 5-letter word is an adjective ending in **y**? _____
7. What 5-letter word starts with the same sound as **chair**
_____ and ends in **d**? _____

Family Picture

Draw this family's picture with crayons or markers.
Read the descriptions first.

There are three children in the family. One child is a boy. The other two children are girls. The sisters both wear dresses. One sister has short red hair, the other has long blonde hair. Their brother has short brown hair.



Now give this family a last name.

The _____ Family

Which White?

Use the word **white** to finish the sentences. Hint: You may need to use a capital W sometimes.



A beluga lives in the ocean, and is also

called a _____ whale.



_____ and red makes pink.

My favorite fairy tale is Snow _____

and the Seven Dwarves.



The president lives in the _____ House.

Bring in the Brown!

Read the sentences and choose a word from the box to complete them.

Word Box

brown bag	brown belt
brown bear	brownies
brown bread	brown sugar



1. Our teacher told us to bring a _____
_____ lunch on the field trip.

2. Before I get my black belt in Karate, I have to get

my _____.

3. Cookies and _____ are my favorite treats.

4. The recipe calls for _____.

5. I saw a _____ in the woods.


6. Would you like white bread or _____?

Solve the Riddle

Choose the best words from the box to fill in the blanks.

Word Box

brown white purple pretty children
brother sister say read



Now look at the letters in the red boxes.

They spell the answer to this riddle:

What's black and white and read all over?

A _____!

Rhyming Starfish

In the center of each starfish, write the word that rhymes with all the words on its arms. Choose from the words in the box.

Word Box

funny
white

said
school

Starfish 1: sunny, bunny, money, bright

Starfish 2: runny, honey, pool, kite


Starfish 3: rule, spool, fool, cool

Starfish 4: night, might, red, bed, head, fed

Purple Cow

Read this poem. Then write one of your own below, choosing from the words in the box.

I saw a pretty purple cow.
I never thought I'd see one.
It was a funny thing to see,
And I'd rather see, than be, one!



Word Box


pretty brown white purple funny short long

_____ .

I saw a _____ .
name of animal

I never thought I'd see one.
It was a funny thing to see,
And I'd rather see, than be, one!

Now illustrate your poem.



Rainbow Math


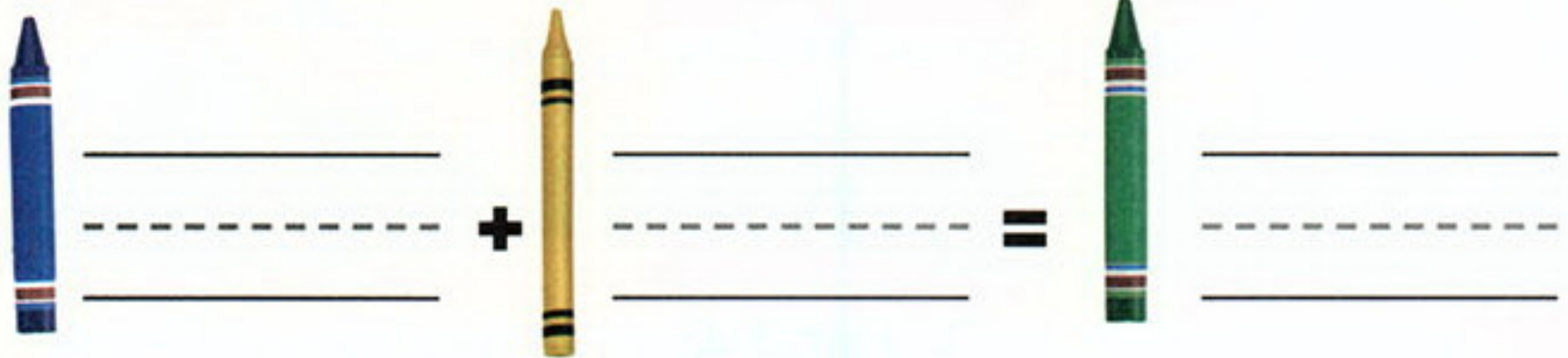
Use the words from the box to do the color math.
Then try it yourself by coloring in the blank crayon.

Word Box

green
orange

red
purple

yellow
blue



The Mystery Color

Draw lines to match the riddles to their answers.
Then write the color name on the line.

Ask me what I'm made of
and I'll say red and blue.

You know I'm the color of violets, too.

What color am I? _____

Everyone has me in their eyes,
But you can also find me in cloudy skies.

What color am I? _____

I'm the color of bark and dirt,
And chocolate pudding for dessert.

What color am I? _____



Alphabet Staircase

Bedtime! Put these words on the stairs in ABC order. Start at the bottom and climb up to your nice, comfy bed!

Word Box

ask	funny	said
pretty	brother	
white	child	



School Shopping

Write words from the box to complete the sentences.

Word Box

purple long
white school
short brown

1. I went _____ shopping.

2. I got a _____ scarf.

3. My mom bought me a pair of _____ shoes.

4. I bought two _____ notebooks.

5. I got two _____ sleeved shirts.

6. I got three _____ sleeved shirts.



Ha-Ha!

 Use the words from the box to finish the riddles.

Word Box

funny
say

school
white



1. What did the sock _____ to the foot?
You're putting me on.



2. Why was the skeleton laughing?

It was made of _____ bones.

3. What do you call a fun group of fish?

A cool _____.



4. What's black and _____ and red all over?
An embarrassed skunk.




Adjective Crossword

Complete the crossword puzzle with the words from the box.

Word Box

purple white pretty
brown short



Across

1. Some grapes are _____ .

3. The opposite of long is _____ .

4. The color of snow is _____ .

Down

1. The opposite of ugly is _____ .

2. The color of dirt is _____ .

Where's That Letter?

In each set of words, the same letter is missing.
Write the missing letter.

1. b _ own

b _ other

child _ en

pu _ ple

_ ead

sho _ t

siste _ _____

The missing letter is _____.

2. _ sk

re _ d

s _ id

s _ y _____

The missing letter is _____.

3. brow _

childre _

fu _ _ y _____

The missing letter is _____.



Write all the missing letters below.
They form the answer to this riddle!

What did the nose do when
it was scared by a sneeze?

It _____ !

1 2 3

Q & A

Draw a line from the question to its answer.



A. Pretty funny, sister!



A. Oh, brother!

Q. There's a town where everyone has a red nose and is very funny. What is it called?

Q. What did one twin say to the other twin when he slipped on a banana peel?

Q. What did one twin say to the other twin when she made a silly face?



A. Clown Town

It All Adds Up

Can you solve these letter math problems? Write the picture name, than add and subtract letters to make a new word.



— c + b =



— h + s =



+ er =

ask

child

funny

read

said

school

short

white

brown

brother

sister

pretty

say

purple

children

Word
Concentration

Word
Concentration

Word
Concentration

Word
Concentration

Word
Concentration

Word
Concentration

Word
Concentration

Word
Concentration

Word
Concentration

Word
Concentration

Word
Concentration

Word
Concentration

Word
Concentration

Word
Concentration

Word
Concentration

Word Concentration: see page 71

ask

child

funny

read

said

school

short

white

brown

brother

sister

pretty

say

purple

children

Word
Concentration

Word
Concentration

Word
Concentration

Word
Concentration

Word
Concentration

Word
Concentration

Word
Concentration

Word
Concentration

Word
Concentration

Word
Concentration

Word
Concentration

Word
Concentration

Word
Concentration

Word
Concentration

Word
Concentration

Word Concentration

- 1.** Cut apart the 30 cards on pages 67 and 69. Place all cards face down in even rows.
- 2.** Take turns turning over two cards at a time, trying to make a word match.
- 3.** If the words on two cards match, take the cards. If they don't, turn the cards back over.
- 4.** The player with the most cards at the end wins!

Word
Concentration

Word
Concentration

Word
Concentration

Word
Concentration

Word
Concentration

Word
Concentration

Word
Concentration

Word
Concentration

Word
Concentration

Word
Concentration

Word
Concentration

Word
Concentration

Word
Concentration

Word
Concentration

Word
Concentration

Word
Concentration

Word Group 2 Answer Key

41 see right

42 1. short; 2. brown, white; 3. said;
4. sister; brother, 5. pretty; 6. say; 7. purple

43 brother, sister; long; white; pretty; funny; brown

44 a brown and white puppy with purple collar

45 1. children; 2. child; 3. child; 4. brother; 5. sister

46 1. children; 2. child; 3. pretty, purple; 4. children, short; 5. child, purple, white

47 draw lines connecting text to photos

48 **Adjectives:** brown; funny; purple; short; white;

Nouns: brother; children; school; sister;

Verbs: ask; read; said

49 brown; brother; pretty; purple;
answers will vary

50 draw lines to connect text to pictures

51 1. white; 2. sister; 3. pretty; 4. school;
5. brown; 6. funny; 7. child

52 answers will vary

53 write white 4 times

54 1. brown bag; 2. brown belt; 3. brownies;
4. brown sugar;
5. brown bear; 6. brown bread

55 newspaper

56 funny; school; white; said

57 answers will vary

58 blue, yellow, green; red, yellow, orange; blue, red, purple

59 draw lines to match text to pictures; purple; white; brown

60 ask; brother; child; funny; pretty; said; white

61 1. school; 2. long; 3. brown; 4. purple; 5. short; 6. long

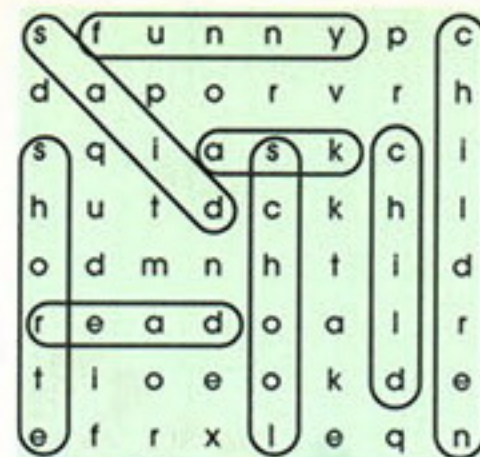
62 1. say; 2. funny; 3. school; 4. white

63 **Across:** 1. purple; 3. short; 4. white **Down:** 1. pretty; 2. brown

64 1. r; 2. a; 3. n; ran

65 match questions to answers

66 brown; say; brother



page 42



page 55


Lizzy's Purple Rabbits

Written by Kathryn McKeon
Illustrated by Valeria Petrone



Scholastic 100 Words Kids Need
to Read by 2nd Grade, Word Group 2

"My rabbits are not pretty funny," she said. "They are just pretty."
"You are still one pretty funny sister," Ben said.
Lizzy just smiled and tapped her purple shoes.



fold & assemble

Ben's little sister Lizzy loved purple. She had a purple dress. She even had purple shoes.

"Purple is so pretty," said Lizzy.



After school, Lizzy walked home with her brother Ben. She gave her brother her picture of the purple rabbits.

"Rabbits are not purple," said Lizzy's brother. "These rabbits look pretty funny."




Lizzy's teacher looked at the pictures.

One picture was not like all of the rest.

"Lizzy," said the teacher. "May I ask you why your rabbits are purple?"

"Purple is so pretty," said Lizzy.



On Monday, Lizzy and her brother went to school. Lizzy wore her purple shoes.

"Children," said Lizzy's teacher. "I will read a short story.

Then each child will draw a picture about the story."





Lizzy liked the story her teacher read. It was pretty funny. It was about two rabbits named Hop and Flop. They were brother and sister. They were very silly rabbits. They got into lots of funny bunny trouble.



After she read the story, the teacher gave each child some paper.

The children drew pictures. Most of them drew two brown rabbits on the white paper. Their rabbits had long brown ears and fluffy white tails.





When?

Write the verbs that tell about something that already happened in the column labeled **yesterday**.

Write the verbs that tell about something happening right now in the column labeled **today**.

Word Box

made make sing sang

yesterday

today



Fix It!

The clock is broken. It can't tell what's in the **past** and what's in the **present**! Fix it by unscrambling the words.



kame _____

edam _____

ings _____

nags _____

yas _____

dais _____

Put a ✓ after the **present** tense words.


Handy Words

In the center of each glove, write the word that rhymes with all the finger words.

Choose from the words in the box.

Word Box

her made sing your





Make It

Fill in the blanks with words from the box.

Word Box

make it makeup make make believe

1. My mom is going to _____ a cake for my birthday.

2. She will wear _____ to the party.

3. We will dress up and _____
we are grown-ups

4. I played a party game. "Come on! You can _____
_____!" my friends called.

Write a sentence using one of the words from the box.

Twins

Fill in the blanks with words from the box.

Word Box

both her hers our us but



We're Tisha and Kisha! We are twins. We _____ have

_____ hats. _____ hats have flowers on them. Both of _____

_____ look the same, _____ we are different people.

Tisha likes apples in _____ cereal. Kisha likes pears

_____ in _____. There's one way we are exactly the same.

We both love each other a lot!

Picture It!

Look at the picture.
Then fill in the blanks
with words from the box.

Word Box

women	her	but
woman	hers	both



1. All of these people are _____.

2. One _____ has curly hair. The rest of the

_____ have straight hair.

3. _____ of the _____ on the right are tall.

4. The blond woman has a hat on _____ head.


5. The cat belongs to the woman in the red dress. It is _____.

Possessives

Fill in the blanks for each clue with words from the box. Then complete the puzzle.

Word Box

her hers ours us your



Across

1. Belongs to her means
it is _____.
4. Belongs to us means the
same as _____.

Down

1. Belongs to _____
means it is hers.
2. _____ means
belongs to you.
3. Another word for we is
_____.

Me, Myself, and I

Fill in the blanks in the poem with the words from the box. Then read it out loud. Hint: You may have to use a capital letter.



Word Box

myself some children our make your

Me, Myself, and I

_____ I know very well

are Me, _____, and I.

_____ times together are really swell—

Me, _____, and I

It's fun with just the three of us,

I really know who's who.

Let's me, _____, and I _____ friends

with you, _____ self, and you!

Tongue Twisters

Fill in the blanks to complete the tongue twisters. Then say them out loud as fast as you can!

Word Box

sang sing made myself



Sam _____ six songs,

because he likes to _____ .

I _____ a mess

making muffins by _____ .

Plus or Minus

Can you solve these letter math problems?
Write the picture name, then add and subtract letters to make a new word.



— k + s = _____



— n + de = _____



— c + m = _____



— b = _____

Word Crowd

Word Box

hers women myself




Write 3 sentences about the photo on this page.
Use one word from the word box in each sentence.

Hidden Words

There are smaller words hiding in each of these words.
Can you find them? Write them on the lines.

Example: d r a n k



your

women


myself

Find-a-Word

Fill in the blanks with the right words from the box.

Word Box

both	made
but	make
her	myself
hers	our



1. My brother and I _____ like to ski.

2. I _____ this cake all by _____!

3. He knows how to _____ pizza.

4. The book belongs to _____. It is _____.

5. My favorite flavor is chocolate, _____ my friend's is vanilla.

6. I went on vacation with my family. It was _____

best trip ever!

Word Search

Find all the words from the box in the word search.

Word Box

sing sang us women woman your

b	y	v	h	q	h	e	w	g
l	u	s	j	m	v	b	o	h
s	q	i	s	a	b	p	m	f
h	u	t	d	a	k	h	e	r
o	w	o	m	a	n	f	n	s
r	m	r	s	e	l	g	v	y
x	i	t	k	o	k	d	u	o
o	s	i	n	g	e	q	t	u
q	i	m	s	d	v	z	a	r

Find-a-Word


Fill in the blanks with the words from the box.

Word Box

sing
sang

us
woman

women
your



1. A grown up girl is called a _____.

2. Two grown up girls are called _____.

3. Would you like to play with _____?

4. I _____ in the school concert last night.

5. I like to _____.

6. I like _____ dog. What's his name?

Sort It Out!

Write each word in the word box in the right circle.

Verbs

made

Word Box

her
sing
hers
made

~~our~~
your
make
sang

Possessives

our

Match Up

Draw a line from each sentence to the picture it matches.



The women like to sing.



Both dogs are black.



She made her own hat.

The woman has short hair.



Out the Door!

Read each question.
Write the correct
word from the box.



Word Box

both	her	sang	your
but	our	sing	



1. Which 3-letter word rhymes with **purr**?

2. Which 4-letter word is a past-tense verb ending in **g**?

3. Which 3-letter word means **belonging to us**?

4. Which 4-letter word rhymes with **bring**?

5. Which 3-letter word begins and ends with **consonants** and has a

short u in the middle? _____
6. Which 4-letter word ends with the same

sound as **math**? _____
7. Which 4-letter word rhymes with **pour**? _____

Camp Days

Use the words from the box to finish the sentences.



Word Box

made
myself

sang
our

woman
her

Both

I went to camp. I _____ lots of things _____.



_____ of my best friends were at my camp.

We _____ songs around the fire.



_____ song was loud!

The camp swim teacher was a _____.



I liked _____.

Verb Riddles

Finish the riddles using verbs
(action words) from the word box.

Word Box

make
sang

made
sing

Birds do this, often in spring.

I am the verb to _____.

Doing arts and crafts or baking a cake,

I am the verb to _____.

I knocked some paints

right off the shelf. _____

What a mess! (And I _____ it myself!)



The party was a surprise.

I had no clue, _____

until my friends all _____

“Happy Birthday to you!”

Finish the Joke

Finish the sentences with the words from the boxes.

Word Box

women both made us

Why does the letter **S**

scare _____ ?

Because it _____

our ice cream scream!



Sandwiches!

What do you call two

wicked old _____

who _____ live on

a beach?

What's So Funny?

Fill in the boxes with the words that fit best.
Choose from the words in the box. Then answer the riddle
with the words in the red boxes.

Word Box

myself our make both woman women

m	y	s	e	l	f				

What do you call a funny book about eggs?

A _____.



Mystery Letter

In each set of words, the same letter is missing.
Write the mystery letter.

1. h _ r

h _ rs

mad _

mys _ lf

wom _ n _____

The mystery letter is _____.

3. he _

he _ s

you _ _____

The mystery letter is _____.

2. _ oth

_ ut _____

The mystery letter is _____.

4. m _ de

m _ ke

s _ ng

wom _ n _____

The mystery letter is _____.

Fill in the blanks with the mystery letters,
in order, to read the answer to the question:

If a dictionary goes from A to Z,
what goes from Z to A?

A z _____!



A-maze-ing!

Draw a line through the path of boxes that contain true sentences. The correct path takes you through seven boxes.



Alphabet Path

Put these words in ABC order on the path.

Start at the beginning of the path and go all the way to the end!

Word Box

make
both


myself
sang

but
women

her
made

our
us

woman
your




All About Me

Tell about yourself.

Then draw yourself in the frame.

My name is _____.

I am _____ years old.



Check **yes** or **no** after each sentence.

- | | yes | no |
|---|--------------------------|--------------------------|
| I can make a peanut butter and jelly sandwich myself. | <input type="checkbox"/> | <input type="checkbox"/> |
| My teacher is a woman. | <input type="checkbox"/> | <input type="checkbox"/> |
| I like both chocolate and vanilla ice cream. | <input type="checkbox"/> | <input type="checkbox"/> |
| I like to sing. | <input type="checkbox"/> | <input type="checkbox"/> |
| Our class has more than 20 children. | <input type="checkbox"/> | <input type="checkbox"/> |

Word Blocks

Use the words from the word box to finish the blocks.

Word Box


both
but

her
our

hers
made

make
his

sang
sing



Upside-Down Cake

Use the words in the box to complete the sentences.

Word Box

make	our	but
both	your	Sing



Would you like to learn how to _____ a special cake?

Here's how:

Mix all the ingredients together and bake the cake, _____

be careful not to bake it for too long. _____ or whistle

while you wait. It makes the time go faster. Use _____

oven mitts to take the cake out of the oven. Let it cool and frost it.

Eat it standing on _____ head, and it will be upside-down

cake! Share it with _____ friends!

both

but

her

hers

made

make

your

myself

our

sang

sing

us

woman

women

Flash!

Flash!

Flash!

Flash!

Flash!

Flash!

Flash!

Flash!

Flash!

Flash!

Flash!

Flash!

Flash!

Flash!

Flash!

Flash!

Flash!

Play this game with a friend.

- 1.** Cut apart the 14 cards on page 105. Put them in a pile. One player takes a card and does not show it to the other.
- 2.** The player with the card begins to slowly spell out the word on the card. As quickly as possible, the other player has to say the word being spelled.
- 3.** If he or she guesses correctly before the speller finishes spelling the word, he or she keeps the card. If not, the speller keeps the card. The player with the most cards at the end wins.


Flash!

Flash!

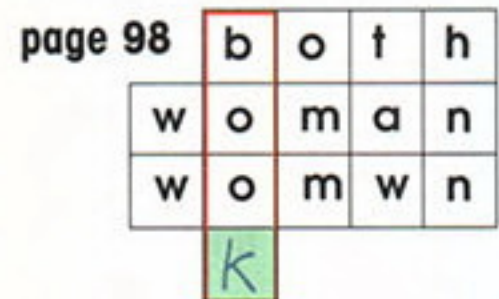
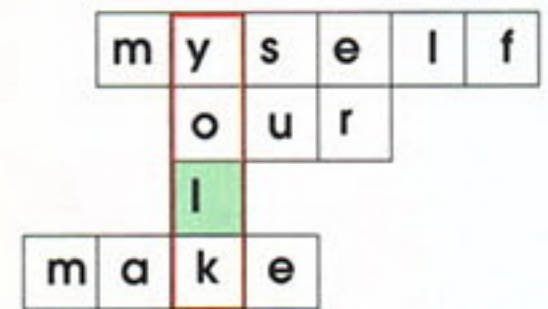
Flash!

Word Group 3 Answer Key


- 77 yesterday: made; sang today: make; sing
 78 make, made; sing, sang; say, said; put a ✓ after: make; sing; say
 79 sing; made; her; your
 80 make; makeup; make believe; make it; answers will vary
 81 both; Our; us; but; her; hers
 82 1. women; 2. woman, women; 3. Both, women; 4. her; 5. hers
 83 Across: 1. hers; 4. our Down: 1. her; 2. your; 3. us
 84 Some, children; myself; Our; myself;
 myself, make; your
 85 sang, sing; made, myself
 86 sing; made; make; us
 87 answers will vary
 88 you, our; me, men; my, self, elf
 89 1. both; 2. made, myself; 3. make; 4. her, hers;
 5. but; 6. our
 90 see right
 91 1. woman; 2. women; 3. us; 4. sang; 5. sing; 6. your
 92 verbs: sing; make; sang
 possessives: her; hers; your
 93 match text to photos
 94 1. her; 2. sang; 3. our; 4. sing; 5. but; 6. both; 7. your
 95 made; myself; Both; sang; Our; woman; her
 96 sing; make; made; sang
 97 us; made; women; both
 98 see right; A yolk book
 99 1. e; 2. b; 3. r; 4. a; zebra
 100 see right
 101 both; but; her; made; make; myself;
 our; sang; us; woman; women; your
 102 answers will vary
 103 see right
 104 make; but; sing; your; your; your



page 90



page 98



page 103



page 100

I sang high.
My friends sang low.
The funny woman sang fast.
The pretty woman sang slow.
We sang song after song, after song,
as our bus just hummed along.



fold & assemble

BUS SONGS

Written by Gail Tuchman
Illustrated by Jackie Snider




Scholastic 100 Words Kids Need
to Read by 2nd Grade, Word Group 3

A pretty woman sang on the bus.
I liked her pretty song.
Hers was about blue birds.
She asked us to sing along.




"Your songs are good," I said to them.
"Singing them is fun."
"But I want to try a song myself."
"It's my turn to make up one."



Days of The Week

Word Box

Sunday Thursday
 Monday Friday
 Tuesday Saturday
 Wednesday



Fill in the blanks with the right words from the box.

1. The first and second days of the school week

are _____ and _____ .

2. This day has the most letters of any day.

3. This day begins with **Th**.

4. The last weekday is _____ .

5. The weekend is _____ and _____ .



The Right Word

Fill in the blanks with the right words from the box. Hint: You may need to use capital letters.

Word Box

cold
first

keep
kept

large
second

small
third

My bare feet are _____.

_____, I put on my socks. _____, I

put on my shoes. _____, I tie the laces.

When I was little, it took me a while to learn to tie my shoes,

but I _____ trying.

My feet are _____, but my dad's feet

are _____.

This week I'll _____ my room clean. I'll put all my shoes
in the closet!

Compared To . . .



bee cat mouse elephant dinosaur rhino flea

Write **large** or **small** on each line.

1. Next to a bumblebee, a cat looks _____.

2. Next to a cat, a mouse looks _____.

3. Next to a mouse, an elephant looks _____.








4. Next to an elephant, a dinosaur looks _____.

5. Next to a dinosaur, a rhino looks _____.

6. Next to a rhino, a flea looks _____.

A Busy Week

Look at Marcy's schedule for the week. Then answer the questions.

Monday	soccer practice 4pm	
	Mom's birthday dinner 6 pm	
Tuesday	dance lessons	
Wednesday	practice piano	
Thursday	dance lessons	
Friday	sleepover party	
Saturday	make Halloween costume	
Sunday	go to Amanda's house	

1. When does Marcy make a costume? _____

2. What day is the birthday dinner? _____

3. What day is the sleepover party? _____

4. When does Marcy have dance lessons?

_____ , _____





5. What day does she have plans with Amanda? _____

Your Week

Fill in the days of the week in order, and write in something you do each day.

Word Box

Wednesday	Saturday
Sunday	Monday
Thursday	Tuesday
Friday	

What is your favorite day of the week?

Day to Day

Read each sentence. Write the day of the week it describes.

Word Box

Sunday

Tuesday

Thursday

Saturday

Monday

Wednesday

Friday

1. The Norse believed in a god named Woden. This day was once

called Wodnesdaeg.

2. Named after Thor, the god of thunder and lightning, this day

used to be called Thuresdaeg.

3. This day used to be called monan daeg, day of the moon.

4. Once called Tiwesdaeg, this day was named after Tiw, god

of war.

5. Frigg was a kind and beautiful goddess of nature and love.


This day used to be called Frigedaeg.

6. During the time of the Roman Empire, this meant "day of

the sun."

What Day Am I?

Draw a line from the riddles to their answers.



1. Some people think I'm spelled strangely because I have a silent **d**.
What day am I?
2. I start with the same beginning sound you hear in **thanks**! What day am I?
3. People sometimes say "T.G.I.F." about me— "Thank goodness it's ___!" What day am I?
4. I'm named after something you see in the sky. What day am I?
5. The first part of my name rhymes with **news**. What day am I?
6. Some think I'm the best day to play.
What day am I?
7. I'm the only day that starts with **M**.
What day am I?

Monday

Tuesday

Wednesday

Thursday

Friday




Saturday



Sunday

Calendar Fun




Monday	Tuesday	Wednesday	Thursday	Friday	Saturday	Sunday
1	2 	3	4	5	6 	7
8 	9	10	11	12	13	14 
15	16	17 	18	19 	20	21
22	23	24	25	26	27	28
29	30	31				




Look at the calendar. Then circle the answer.




What happens on the first Saturday of the month?   

What happens on the second Sunday of the month?   


What's special about the second Monday of the month?   

What happens on the third Wednesday of the month?   

What happens on the first Tuesday of the month?   

What happens on the third Friday of the month?   

Go! Go! Go!



Word Box

first

second

third

large

cold

Write words from the box to complete the sentences.

The runner wearing blue is coming in _____.

The runner wearing yellow is in _____ place.

The runner with the red shirt is in _____ place.

The crowd is very _____.

After the race, they will all need a _____ drink!

Word Math

Can you solve these letter math problems?

Write the picture name, then add and subtract letters to make a new word.

1.



— g + c = _____

2.



— b + sm = _____

3.



— sh + k = _____

4. Saturday — Satur +



= _____

Monkey Business

In each set of words, this monkey took away the same letter. Write the missing letter. Write all the missing letters in order on the lines. They spell out the answer to the riddle!



1. _ econd

_ mall

Tue _ day

Thur _ day _____

The missing letter is _____.

3. co _ d

sma _ _

_ arge _____

The missing letter is _____.

2. kee _

ke _ t _____

The missing letter is _____.

4. f _ rst

Fr _ day

th _ rd _____

The missing letter is _____.

5. firs _

kep _

_ hird _____

The missing letter is _____.

What did the banana do when the monkey chased it?

It _____!

1 2 3 4 5

What Kind of Day?

Write each word from the word box in the correct box.

Word Box

cold Tuesday Friday Monday small
short long large Saturday Thursday

Adjectives (describing words)

_____	_____
-----	-----
_____	_____
_____	_____
-----	-----
_____	_____
_____	_____
-----	-----
_____	_____

Days of the week

_____	_____
-----	-----
_____	_____
_____	_____
-----	-----
_____	_____
_____	_____
-----	-----
_____	_____

Feather in Your Cap

Write the word that rhymes with all the feather words.

Choose from the words in the box.

Word Box

small keep third cold

backward stirred purred

heard word bird

peep heap sweep

sheep weep leap

crawl Paul mall

fold gold bowled

rolled sold told

ball tall call

Look Closely!

There are smaller words hiding in each of these words.
Can you find them? Write them on the lines.

Example: **b r o t h e r**

her

broth

the



small

Friday

Monday

Saturday

Six Snails

Look at the picture. Then complete the sentences with the correct word from the box.



Word Box

cold

second

first

large

small

Saturday

The first snail is _____.

The second snail is _____.

The third snail is _____.

The fourth snail looks exactly like the _____ snail.

The fifth snail is happy because he had a long week,

and it is finally _____!

The sixth snail wishes he was _____ in line!

Scrambled Story

Look at these pictures. Put them in order by writing first, second, and third under each picture.



Draw lines to match the word with another way to say it.



first

3rd

second

1st

third

2nd



Adjective Riddles

Finish the riddles using words from the box.

Word Box

cold large small



Itty-bitty, mini-moo,
Teeny-tiny, little too,
Ask me what I'm really like,
And that's what I'll tell you.

What adjective am I?

An elephant, the moon.

A dinosaur, a barge.

I am a big adjective,

My name is _____.

What do I describe?

Ask me and I'll say

Ice cream, ice cubes, icicles,

A chilly winter day.

What adjective am I?




What's So Funny?

Draw lines from the jokes to their answers.



third

What day can you never
get hard-boiled eggs?



Moo-nday

What do you call the youngest
of a family of three robins?

The _____ bird.



Friday

What day do cows like to
make all their noises?

Every Picture Tells a Story

Draw a line from each sentence to the picture it describes.

It's cold outside.



The chick is small.



He keeps his hair very short.



An elephant is large.



Alphabet Ladder

Put these words in ABC order on the ladder. Start at the bottom of the ladder and climb all the way to the top!

Word Box

Monday	first
Tuesday	kept
Friday	large
Sunday	small
cold	third

first

cold

Scientist's Journal

Tyrone visited a butterfly house. Help him finish his science journal. Choose from the words in the box.



Word Box

large
small

first
kept

cold
Monday

Saturday

On _____ my class visited a butterfly house in the

science museum. It is a _____ room. Plants,

flowers, and butterflies live there! The room is _____

very warm for the butterflies. It can never get _____.

The _____ thing I saw when I walked in was a

_____ yellow butterfly. It landed on half of an

orange and started eating. I liked the butterfly house. I'm going

back on _____ to see the cocoon display.

I liked it so much I think I'll move in!

First, Second, Third

Finish the sentences using words from the word box.

Word Box

first aid	third
first place	first
first lady	second
secondhand	



1. I joined the pie-eating contest.

I hope I win _____.

2. A gold medal means _____ prize, a silver

means _____, and a bronze means _____.

3. It is helpful to know _____ in case

anyone gets hurt.

4. The president's wife is called the _____.

5. My big sister gives me her clothes when she gets too big for them.

They are _____ clothes.

In the Cold

Finish the sentences using words from the box.

Word Box

cold cuts

cold feet

catch a cold

cold

1. Winter in the north is _____.

2. To have _____ is to get

nervous at the last minute.

3. Meats sliced very thin for sandwiches are

called _____.

4. Mom always says to wear my hat or I'll





What a Day!

How many words can you make from the letters in these three days of the week? Give yourself three minutes to write as many as you can!

Friday

Saturday

Sunday

Handwriting practice lines for Friday. The first line contains the word "fir" written in blue cursive. There are 10 sets of lines, each consisting of a top solid line, a middle dashed line, and a bottom solid line.

Blank handwriting practice lines for Saturday. There are 10 sets of lines, each consisting of a top solid line, a middle dashed line, and a bottom solid line.

Blank handwriting practice lines for Sunday. There are 10 sets of lines, each consisting of a top solid line, a middle dashed line, and a bottom solid line.

Snow Day!

Here are pictures from Melissa's snow day. Use the words in the box to finish the sentences.

Word Box

small
first

Tuesday
large

keep
cold



_____, December 5th was the

_____ snow day of the year!

It was so _____!



_____ I built a _____ snowman

_____ and a _____ snowman.



_____ I built an igloo to _____ warm.



Every Which Way

Complete the arrows with words that fit.

Choose from the words in the box.

Word Box

second Saturday Tuesday small third Thursday



Word Stairs

Help Liza get down the stairs.
Write the words that fit on each step.

Word Box


small large second third kept

Blank word boxes for the first step of the stairs.

e g g s

d o t

d a r k



Short For?

Each day of the week has its own abbreviation.
Draw lines to connect the abbreviations
to the matching words.

Mon.

Tuesday

Tues.

Wednesday

Wed.

Saturday

Thurs.

Sunday

Fri.

Monday

Sat.

Thursday

Sun.

Friday

Mon.

day





Sight Word Spelling Bee Board Game

You'll Need:

- the game board on pages 142–143
- a number cube or die
- a game piece for each player
(a coin or a bean will work)
- pencil and paper



How to Play

Roll the number cube or die. Move your piece the number of dots in the cube.

If you land on a hive, read the sentence and then write the answer on your paper. Have another player check your answer. If you land on a **honey drop**, read the word out loud, then look away and write it on your paper. Check your answer by matching it to the word in the honey drop. If your answer is correct, stay where you are. If your answer is incorrect, go back to where you were and try spelling again on your next turn.

The first person to reach **FINISH** wins!

Help the bee get to the flowers!



Sunday

Spell the word that means the opposite of short.

Spell the day of the week that comes after Sunday.

Spell the word that means big and starts with I.

cold

small

Monday

Spell the day of the week that comes after Wednesday.

Spell the word that is the opposite of "gave away."



third

Thursday

first

kept

keep

Friday

Spell the word
that can also
look like this:
2nd

Spell the word
that is the
opposite of
big.

Wednesday

second

Tuesday

Spell the word
that can also
look like this:
3rd

large

Saturday

Spell the word
that can also
look like this:
1st.



Finish

Word Group 4 Answer Key

113 1. Monday, Tuesday; 2. Wednesday; 3. Thursday; 4. Friday; 5. Saturday, Sunday

114 cold; First; Second; Third; kept; small, large; keep

115 1. large; 2. small; 3. large; 4. large; 5. small; 6. small

116 1. Saturday; 2. Monday; 3. Friday; 4. Tuesday, Thursday; 5. Sunday

117 answers will vary

118 1. Wednesday; 2. Thursday; 3. Monday; 4. Tuesday; 5. Friday; 6. Sunday

119 1. Wednesday; 2. Thursday; 3. Friday; 4. Sunday; 5. Tuesday; 6. Saturday; 7. Monday

120 circle: pizza party; piano recital; no school symbol; birthday cake; soccer ball; pillow

121 first; second; third; large; cold

122 cold; small; keep; Sunday

123 1. s; 2. p; 3. l; 4. i; 5. t; split

124 **Adjectives:** cold, short, long, large, small;

Days of the week: Monday, Tuesday, Saturday, Friday, Thursday

125 third; keep; small; cold

126 choose among: am, as, Sam, all, mall; rid; day; on; day; sat; at; day

127 large; small; cold; second; Saturday; first

128 second; first; third; first/1st; second/2nd; third/3rd

129 small; large; cold

130 Friday; third; Moo-nday

131 draw lines to match photos to text

132 cold; first; Friday; kept; large, Monday; small; Sunday; third; Tuesday

133 Monday; large; kept; cold; first; small; Saturday

134 1. first place; 2. first, second, third; 3. first aid; 4. first lady; 5. secondhand

135 1. cold; 2. cold feet; 3. cold cuts; 4. catch a cold

136 answers will vary

137 Tuesday, first; cold; large; small; keep


138 see right

139 see right


140 Mon./Monday; Tues./Tuesday;

Wed./Wednesday; Thurs./Thursday;

Fri./Friday; Sat./Saturday; Sun./Sunday




page 138



page 139

On Friday, Ling remembered the bunch of small bananas. She ran home from school. She ran into the kitchen. Sam ran after her. Ling opened the freezer door. There they were: the bananas!

And they turned out to be a tasty treat!



fold & assemble

Who Hid the Bananas?

Written by Anne Schreiber

Illustrated by Greg Paprocki



Scholastic 100 Words Kids Need
to Read by 2nd Grade, Word Group 4



On Saturday, Ling went to the store for her mother. She bought ice cream, bread, a large box of cereal, a box of cat food, and a small bunch of bananas.




On Wednesday morning, Ling kept looking for her lunch box. First, she looked in her room. Second, she looked in the closet. On her third try, she checked the kitchen.

"What did Sam do with it?" she asked. She kept looking. On Thursday, Ling found it. Her lunch box was in the bread box!



On Tuesday, the cat meowed and meowed. Ling grabbed a box from the top shelf. She filled the cat's bowl. The cat kept meowing. Ling looked down.

"That's not cat food!" she said. She looked at the box. It was the cereal. "That Sam!" she said. She checked the low shelf. There was the cat food. Luckily, no one had tried to eat it for breakfast!



Ling's little brother Sam wanted to put the food away. Ling told him where everything was kept.

"First, put the ice cream in the freezer to keep it cold," she said. "The bread goes in the bread box to stay fresh. Put the bananas on the table. Put the cereal on the low shelf. Then you can reach it. Put the cat food on the high shelf. Then the cat can't reach it!"





On Sunday, Ling went to the freezer to get some ice cream. She looked a first time. She looked around a second time. She looked a third time. Then she found it on the table.

“This is not ice cream anymore,” Ling said.

“It’s not even cold cream. What a mess!”



On Monday, Ling looked in her backpack for her lunch box. She found a large bag. It was the bread. Sam had left it in her backpack. Ling had bread for lunch — lots of it!



Word Search

Find all the words from the box in the word search.

Word Box

any

every

many

few

their

them

best




b	t	h	s	c	h	e	w	g
a	u	s	j	m	v	v	o	h
s	n	i	s	a	b	e	s	t
f	u	y	d	a	k	r	e	r
e	w	o	m	a	n	y	n	t
w	m	t	s	e	l	g	v	h
x	i	t	h	e	m	d	u	e
o	s	i	n	e	e	q	t	i
q	i	m	s	d	y	z	a	r

Hello!

Fill in the blanks with the right words from the word box.

Word Box

better thank town hello
please help good-bye



1. Can you _____ me with my
homework? _____

2. I was sick yesterday. Now I feel _____.

3. Two very polite words are _____

and _____ you!

4. Do you live in a city or a _____?

5. In the morning I say _____ to my

friends at school. _____

At the end of the day I say _____.

Our Town

Finish the sentences using these words: **best, better, every, many, please, town**. Hint: You may have to use some words more than once or a capital letter.



Our _____ is a great place to spend the weekend.

There are _____ things to do for fun. We have the

_____ apples in the country and a beautiful lake.

_____ people have houses at the lake in our

_____. They come here _____ weekend.

The ice cream store in town is _____ than

others I've tried. _____ come and visit.

See you soon!

Words & Pictures

Draw a line from each sentence to the picture it describes.

This is their dog.

She has many crayons.

He is waving to say hello.

She raises her hand to ask for help.

He blew a few bubbles.




Me, Me, Me, Me!

Tell about yourself. Check **yes** or **no** after each sentence.

	Yes	No
I live in a town, not a city.	<input type="checkbox"/>	<input type="checkbox"/>
I have many freckles.	<input type="checkbox"/>	<input type="checkbox"/>
I take a bus to school every day of the school week.	<input type="checkbox"/>	<input type="checkbox"/>
I think strawberry ice cream is better than chocolate.	<input type="checkbox"/>	<input type="checkbox"/>
I like a few different sports.	<input type="checkbox"/>	<input type="checkbox"/>

Now draw a picture of yourself in your town or city.



My _____ is called _____ .
town/city

Monster Manners

Monster rules are the opposite of our rules. Use words from the word box to finish the rules charts.



People Rules

Brush your teeth _____

day.

Say _____ when
you want something.

Say _____ you
when someone gives you
something.

_____ your friends
if they need it.

When your friend gets better after
being sick, say "I hope you
feel _____ now."

Word Box

better good-bye help thank
every hello please

Say _____ when
you meet someone, and
_____ when you
leave.

Monster Rules

Never brush your teeth!
Never say _____ or
_____ you.
Don't greet people you meet or
say anything _____ when you leave.
Don't say _____
or _____.



Hide-and-Seek Words

There are smaller words hiding in each of these words.
Can you find them? Write them on the lines.

Example: **b e a u t i f u l**

_____ _____
- - - - - - - - - -
_____ _____



every

_____ _____
- - - - -
_____ _____

them

_____ _____ _____
- - - - -
_____ _____ _____

many

_____ _____ _____
- - - - -
_____ _____ _____

town

_____ _____ _____
- - - - -
_____ _____ _____

Word Math

Can you solve these letter math problems?
Write the picture name, then add and subtract
letters to make a new word.



— cl + t = _____



— n + b = _____



+ y = _____




— b + th = _____



— l + b = _____

The Missing Letters

This shark ate the same letter in each set of words.
Write the missing letter at the end of each set.



1. be _ t _____
plea _ e _____

The missing letter is _____.

2. _ ny _____
m _ ny _____
ple _ se _____
th _ nk _____

The missing letter is _____.

3. p _ ease _____
he _ p _____
he _ _ o _____

The missing letter is _____.

4. _ v _ ry _____

f _ w _____

th _ ir _____

th _ m _____

b _ st _____

b _ tter _____

pl _ as _ _____

h _ lp _____

good-by _ _____

h _ llo _____

The missing letter is _____.

Now write all the missing letters in order on the lines.
They spell out the answer to this riddle!

What part of a fish weighs the most?

The _____ c _____ s!

1 2 3 4



Heads . . . Down!

Finish the sentences with words from the word box.

Word Box

best better good-bye
hello their town

There is a _____ called Upside-Down! Everything there

is upside-down. The sidewalks there are very clean because people

walk around on _____ hands. The people in

Upside-Down like it _____ than living right-side up. They

all think it's the _____! Other people think that instead of

being Upside-Down town, it should be renamed Backwards Town,

because when people see each other they say " _____ "


and when they leave they say " _____ ."

Play Ball!

Write the word that rhymes with all the finger words.
Choose from the words in the box.

Word Box

town many best few



Finish the Riddle

Finish the riddles with words from the word box.

Word Box

thank few
hello please
good-bye many



We're total opposites,
Through and through.
We tell how much.

We're _____ and _____.

Some say we're magic.
Mom agrees.
It's helpful to say us.

We're _____ you and _____.

You can usually find us at a beginning or end.
It's nice to say us to family and friends.
Who are we?

_____ and _____.

Many Anys

Finish the sentences using the correct word from the word box.

Word Box

anyone anywhere anymore anything anyway anytime



1. I don't sleep in a crib _____.

2. The bus is full. I can't find _____ to sit down.

3. Does _____ know the answer?
4. "Have some," she said.

"I can't eat it all, _____."
5. This store is always open.


You can shop here _____.
6. Did you bring _____ sweet for snack today?

Stacking Up!

Choose words from the box that will fill the spaces. Then answer the riddle by writing the boxed letters in the red boxes on the line.

Word Box

every	help	better	town	any
please	many	thank	hello	



What's in the middle of a jellyfish?

A _____!

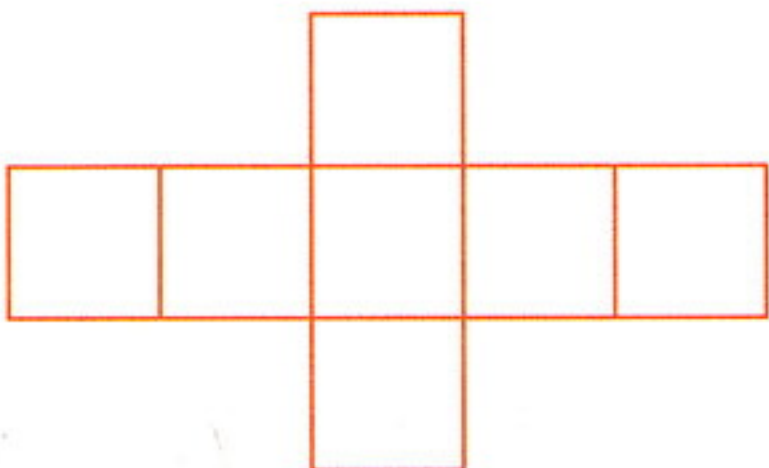
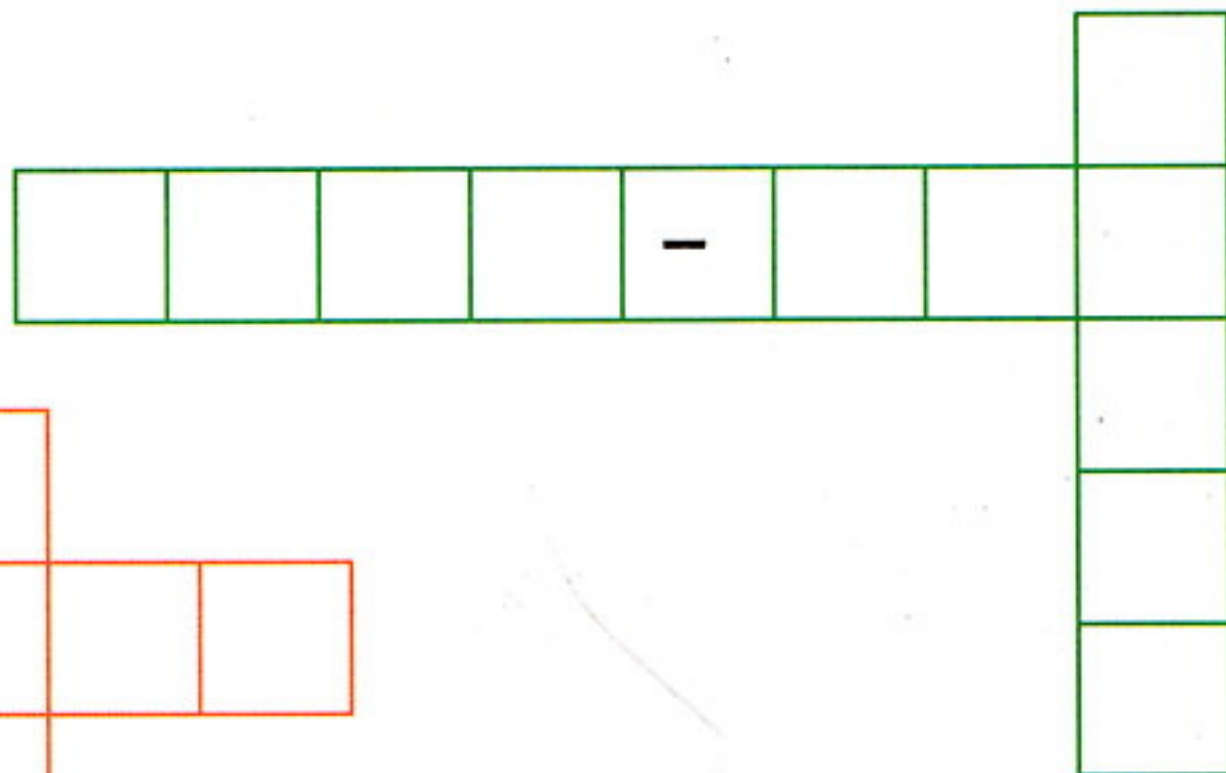

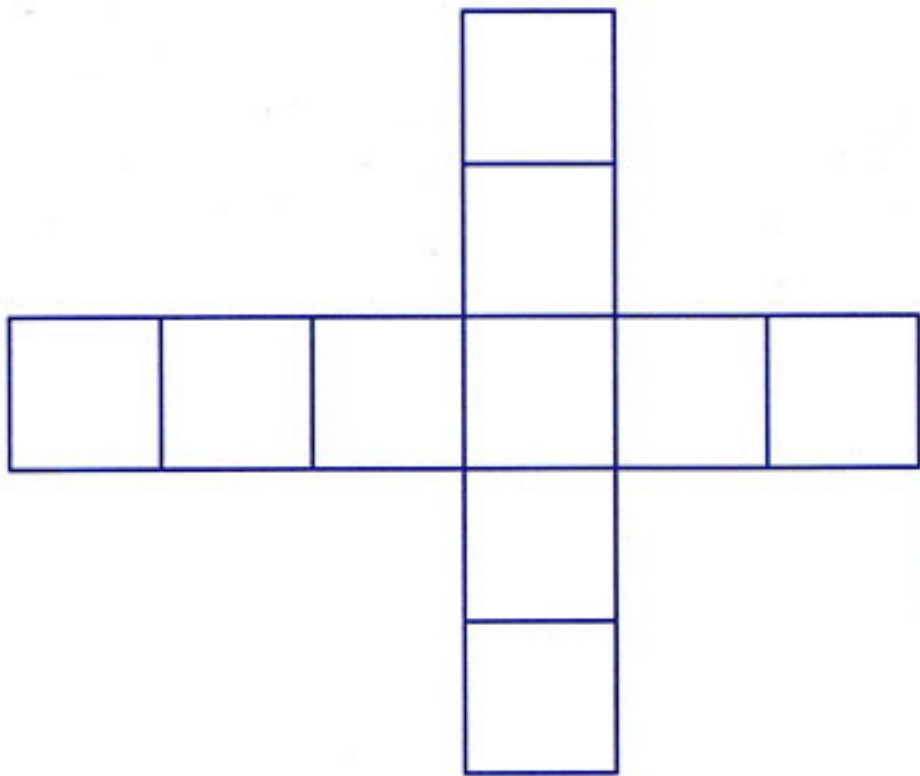
4. _____ cake is decorated.

Pairing Off

Fill the boxes with words that fit. Choose from the words in the box. Hint: Each puzzle contains two words that are a pair.

Word Box

good-bye please few hello every thank



The Bake Sale

Look at the picture and choose words from the box to finish the sentences.

Word Box

many help their few
them Every thank



1. They are having a bake sale to _____ raise money
_____ for _____ school.

2. There are _____ sweet things to eat.

3. A _____ of the cookies have sprinkles.

4. _____ cake is decorated.

5. All of the cupcakes have sprinkles on _____.

6. When someone buys one, the kids say "_____ you!"

Betty the Baker

Choose words from the box to finish the tongue twister. Then say it five times out loud!

Hint: Use a capital letter.

Word Box

better
please
any
help



Betty made a batch of bitter batter.

"_____
_____ me

make my batter _____!"



"I can make this batter _____."

Butter makes _____

batter _____!"


The Field Trip

Word Box
every
best
many
few
better
their

Sally's class went on a field trip to the aquarium. Look at the pictures. Then use the words in the box to finish the sentences. Hint: You may need to use a capital letter.



_____ kid in the
class came on the trip. There
_____ were so _____ of us
that the bus was full.



At the aquarium we saw a
_____ starfish in a tank.






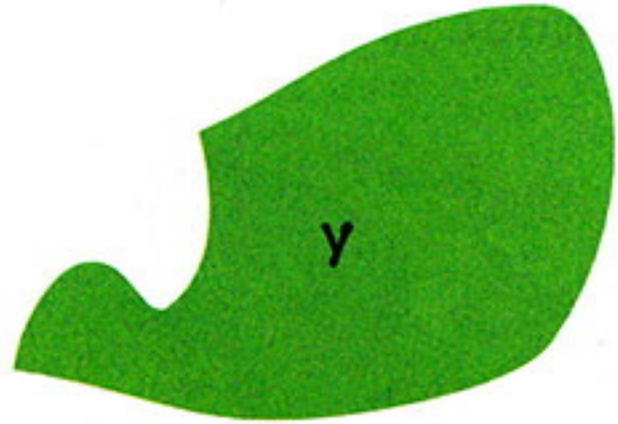
We saw seals playing.
They balanced balls on
_____ noses!



We had a great day. I liked it
_____ than the zoo.
It was the _____ field
trip we've had this year.

Puzzle Pieces

Draw lines to match the first syllables to the second syllables.



The Last Day of School

Good-bye, school! Hello, summer!

It's the last day of school! Write **Hello** or **Good-bye** on each line to tell what you would say to each of these things when school ends.



Good-bye, homework! Hello, beach!

_____, suntan lotion!

_____, school bus!

_____, teacher!

_____, swimming!

_____, school!

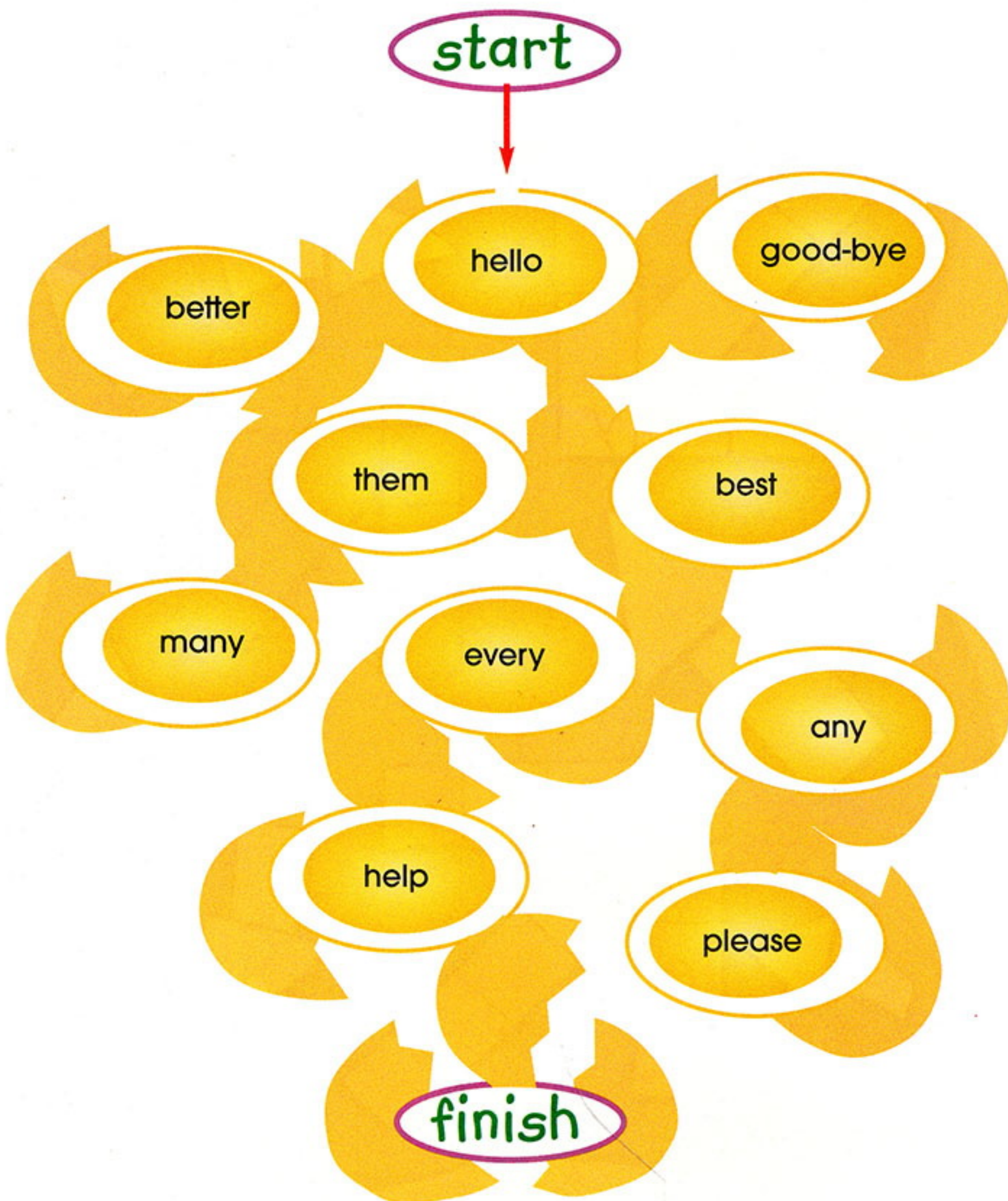
_____, summer fun!

_____, fireflies!

_____, getting up early!

A-Maze-ing!

Follow the path of words with the short e sound, as in egg.



Up, Down, and All Around

Write the words that fit in the arrows.
Choose from the words in the box.


Word Box

any
many

every
better

best
their

them
thank



Color the arrow that points to a short word for **good-bye**.

A Word Bouquet

Use words from the box to answer the questions.

Word Box

hello few any many best thank



1. Which 3-letter word rhymes with **drew**?

2. Which 4-letter word means **a lot**?

3. Which 5-letter word is another word for **hi**?

4. Which 5-letter word starts with **th** and is usually followed by the

word **you**?

5. Which 4-letter word rhymes with **vest**?

6. Which 3-letter word ends like **every** and **many**?

Better . . . Best!

Write your opinions on the lines, choosing from the words in the box.



Word Box
good better best

chocolate

vanilla

strawberry

better

good

best

soccer

jump rope

baseball

walking to school

taking the bus

riding my bike

getting up early

sleeping late

going to bed late

hamburger

hot dog

french fries

Going Down

Help the explorer come down the the mountain.
Write the words that fit
in each step of the way.

Word Box

best every good-bye
please town

n a p

y

o

u

n

g

What's So Funny?

Finish the riddles. Choose from the words in the box.

Word Box

Hello better many



How does one man turn into a crowd?

When you add a y and he becomes _____.



How do you make the best cake?

Use a _____ batter.

What did the whipped cream say when it jumped on the wobbly green stuff?

_____, Jello!




Alphabet Beanstalk

Help Jack get up the beanstalk!
Write these words in alphabetical order.
Start at the bottom of the beanstalk
and climb all the way to the clouds!

Word Box

every
many
few

please
help
town

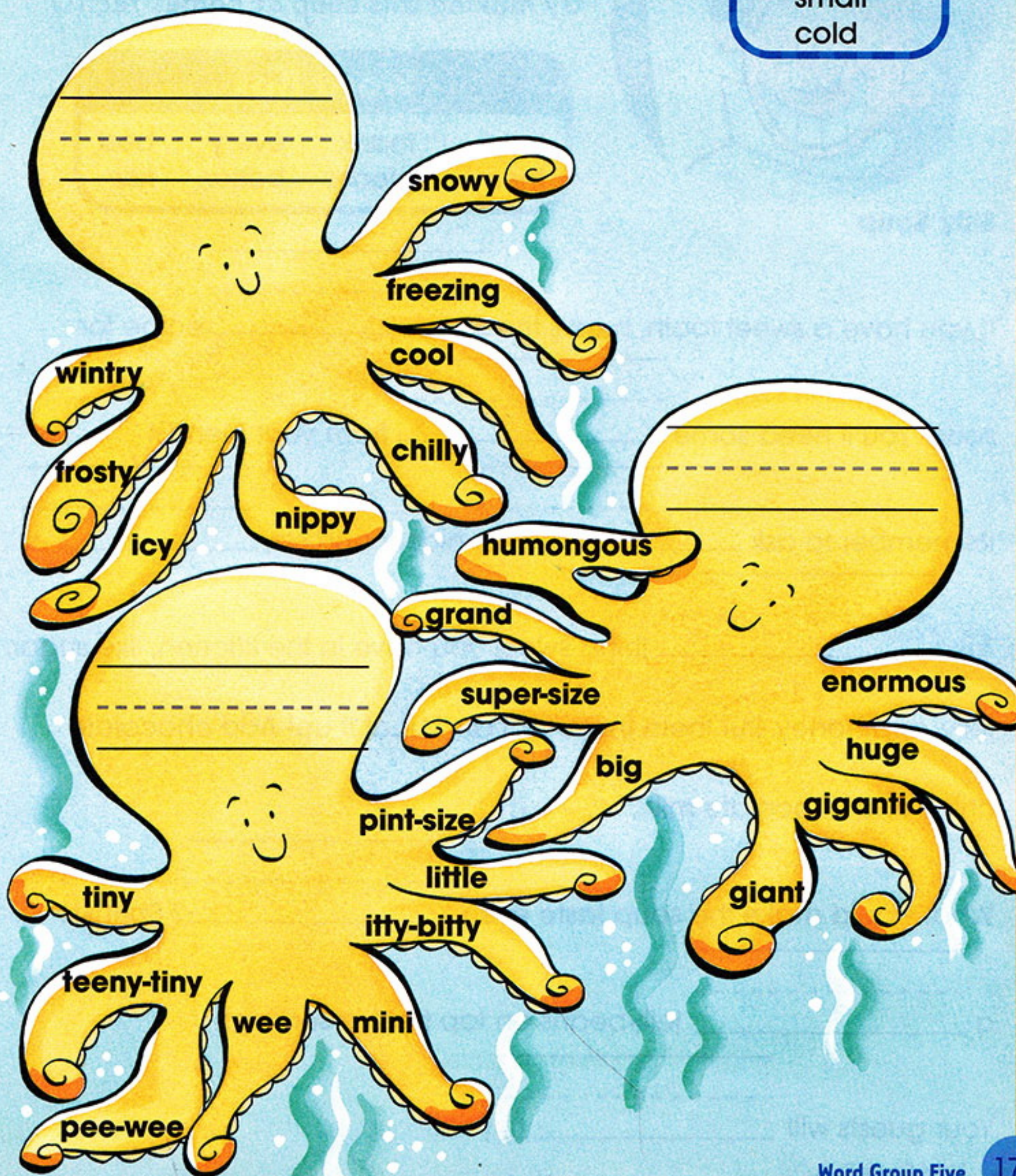


Underwater Words

Write the word from the box that means the same as the word on each octopus leg.

Word Box

large
small
cold





Silly Soup

Use words from the box to finish this recipe for a very silly soup. (Hint: Don't try making this soup at home! Yech!)

Word Box

help
them

thank
please

every
better

best
few

Silly Soup

If you have a sweet tooth, here's the _____ recipe for

soup! You'll need some _____ from your friends!

Remember to ask _____ nicely and say _____.

Take _____ thing sweet you have in the kitchen, like sugar,

jelly, and honey. Put them in the pot and heat it up! Add chocolate

chips and chocolate milk.

What would make the soup taste even _____? Sprinkle

a _____ jellybeans on top before serving!

Your guests will _____ you!

Buggy Town

Read this poem out loud. Can you find all these words:
**any, best, better, every, few, good-bye, hello, help,
many, please, thank, their, them, town?** Underline them.

Deep in the yard, on a green patch of ground,
Lies a hidden place called Buggy Town.

Many insects live here, not just a few.

Please watch where you walk,
they'll get under your shoe.

In their grassy town, all the bugs come and go.

You can hear them call out "Good-bye!" or "Hello!"

Every bug mind its manners and says "thank you" or "please."
(Except, of course, for those rude bugs, the fleas!)

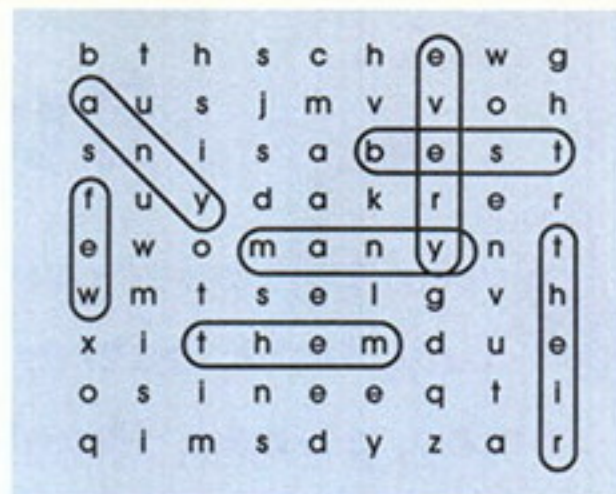
The bugs help each other and no one is a pest.

For any and all bugs, Buggy Town is better than best!

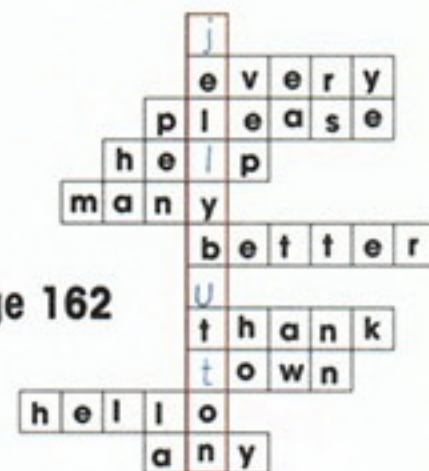


Word Group 5 Answer Key

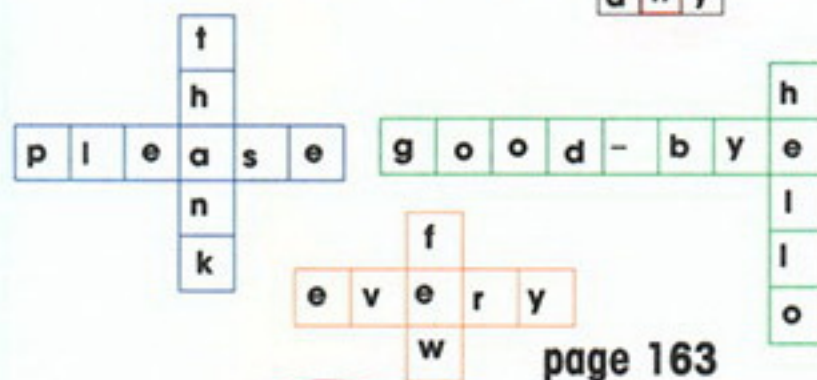
- 149 see right
- 150 1. help; 2. better; 3. please, thank;
4. town; 5. hello, good-bye
- 151 town; many; best; Many, town; every;
better; Please
- 152 match text to photos
- 153 answers will vary
- 154 **People Rules:** every; please; thank;
Help; better; hello; good-bye
Monster Rules: please; thank; hello; good-bye
- 155 choose among: ever, very; he, hem, the; man, an, any;
to, own, tow
- 156 town; best; many; thank; better
- 157 1. s; 2. a; 3. l; 4. e; scales
- 158 town; their; better; best; good-bye, hello
- 159 town; best; few; many
- 160 many, few; thank, please; hello, good-bye
- 161 1. anymore; 2. anywhere; 3. anyone;
4. anyway; 5. anytime; anything
- 162 see right; jellybutton
- 163 see right
- 164 1. help, their; 2. many; 3. few; 4. Every;
5. them; 6. thank
- 165 Please, help; better; better; any, better
- 166 Every, many; few, their; better; best
- 167 bet/ter; man/y; hel/lo; good/bye
- 168 Hello; Good-bye; Good-bye; Hello;
Good-bye; Hello; Hello; Good-bye
- 169 see right
- 170 see right
- 171 1. few; 2. many; 3. hello; 4. thank; 5. best; 6. any
- 172 answers will vary
- 173 answers will vary
- 174 see right
- 175 many; better; hello
- 176 every; few; help; many; please; town
- 177 cold; small; large
- 178 best; help; them, please; every; better, few, thank
- 179 underline: Many, few; Please their; town; them;
Good-bye, Hello; Every, thank, please; help;
any, better, best



page 149



page 162



page 163



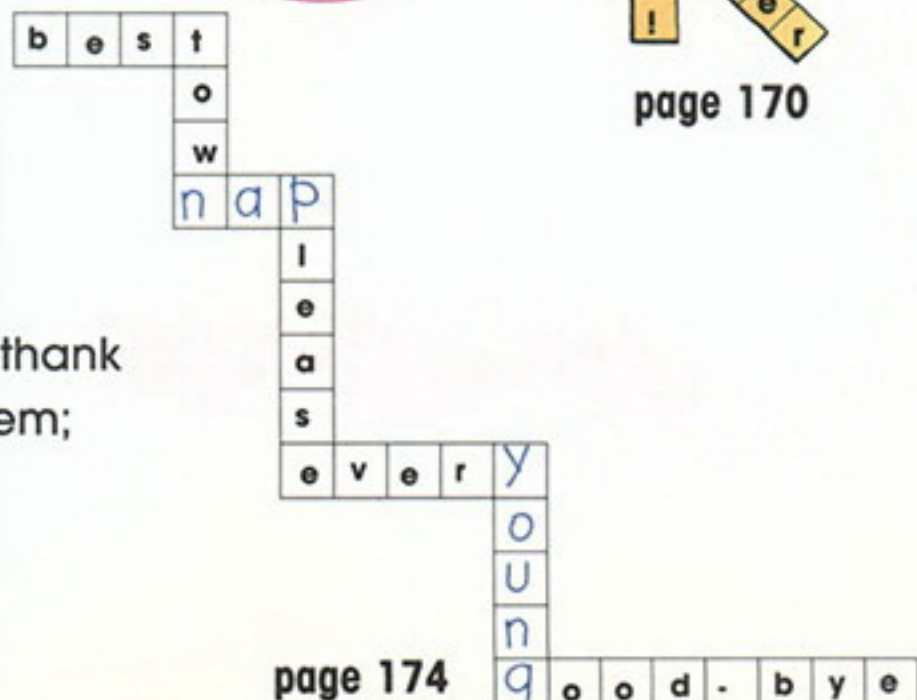
page 169



the m
e a
i n
r k



page 170




page 174

The Best Pies in Town

Written by Kathryn McKeon

Illustrated Valeria Petrone



Scholastic 100 Words Kids Need
to Read by 2nd Grade, Word Group 5



“Mo and Jo,” said the banker. “You make the best pies in town.”

“No,” said Mo. She smiled at Flo.

“Today Flo made the best pies.”

The banker bought another of Flo’s pies before he left.

“Good-bye!” said Mo and Jo and Flo.

Then they all had some pie!



fold & assemble



Mo and Jo gave Flo many tips on how to make any pie better.

Flo made a few cherry pies. She made a few apple pies.

The banker came into the shop. He ate every bite of one of Flo's new pies.



Mo and Jo made the best pies in town.
"Their cherry pie is better than the best slice," said the pizza man.
"Their apple pie is better than the best cone," said the ice cream man.
"Few pies are better," said the banker.






Flo took a bite of
one of her pies.

“Yuck!” she said.

“Every pie I make
needs help. Can you
help me make a
better pie?”

“We can help,”
Mo and Jo told their
sister.



Every day, Mo and Jo made many pies.
Their pie shop was always busy.
Then one day, Mo and Jo’s sister Flo
came to town.

“Hello, Mo. Hello, Jo,” said Flo.

“Hello, Flo,” said Mo and Jo.





Flo gave Mo and Jo two pies. "Please try them," she said. "I just made them this morning."

"Thank you," said Mo.
"Thank you," said Jo.

They each took a few bites of Flo's pies.



"Oh, my," said Mo.
"Oh, dear," said Jo.
They made many funny faces.
"You don't like them?" said Flo.
"They are not the best," said Mo.
"I have had better," said Jo.



Word Search

Finish the sentences with words from the box.

Word Box

after	now
Before	open
here	Soon
how	



- _____
-
1. Hello, _____ are you?
- _____
-
2. The show is starting right _____!
- _____
-
3. The opposite of closed is _____.
- _____
-
4. I said to my dog, "Come _____, boy!"
- _____
-
5. It's almost noon. _____ it will be time for lunch.
- _____
-
6. _____ is the opposite of _____.

Where's That Word?

Fill in the blanks with the right words from the box.

Word Box

then there what When where why

1. A map tells you _____ things are.

2. A clock tells you _____ time it is.

3. _____ does the bus leave?

4. I wonder _____ the sky is blue.

5. In the morning, I get dressed, _____ I eat breakfast.

6. Look over _____ ! It's a rainbow!



Now, use two of the words from the box in your own sentence.


Be a Reporter

Now it is your turn to play reporter. Look at the picture and pretend you are going to write an article about it. What questions will you need to ask? Fill in the blanks to complete each question. Choose from the words in the box.

Word Box

When Where What Why

Bubble Gum Blowing Contest



_____ was the goal of the contest?


_____ did the contest happen?

_____ did the contest take place?

_____ did these kids want to be in the contest?

Fairy Fun

Look at this schedule from the Tooth Fairy's date book.
Circle **before** or **after** to tell what happens when.



1. The Tooth Fairy gathers the quarters (before, after) breakfast.
2. She sleeps (before, after) she polishes her wand.
3. She polishes her wand (before, after) her dentist appointment.
4. She takes Leo's tooth (before, after) she takes Samantha's tooth.
5. She takes Justin's tooth (before, after) she takes Sue's tooth.

4 W's

Write the correct words on the lines.
Then complete the crossword puzzle.



Word Box

what When where why

Down

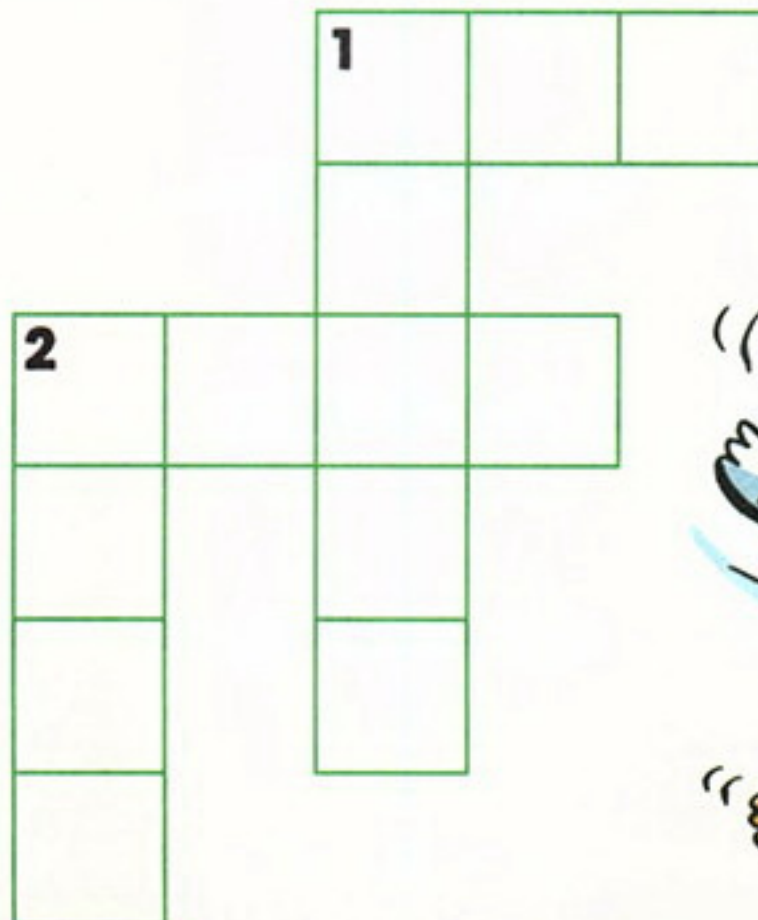
1. A map will show you _____ to go.

2. A clock tells you _____ time it is.

Across

1. I wonder _____ soap floats.

2. _____ the dog chased the cat, the cat ran
under the car.



Words Within Words

There are smaller words hiding in each of these words.
Can you find them? Write them on the lines.

Example: **b e** a u t **i f** u l

be if

soon

here

where

before

then


there



Letter Math

Can you solve these letter math problems?

Write the picture name, then add and subtract letters to make a new word.



— c + h =

W +



=

t +



=



— m + s =

Mystery Letter

In each set of words, the same letter is missing. Write the mystery letter at the end of each set.



1. _ OW _____
 soo _ _____
 whe _ _____

The mystery letter is _____.

2. aft _ r _____
 b _ for _ _____
 h _ r _ _____
 th _ n _____
 th _ r _ _____
 wh _ n _____
 wh _ r _ _____

The mystery letter is _____.

3. afte _ _____
 befo _ e _____
 he _ e _____
 the _ e _____
 whe _ e _____

The mystery letter is _____.

4. _ fter _____
 wh _ t _____

The mystery letter is _____.

Now write all the mystery letters in order on the lines. They spell out the answer to this riddle!

What nails do carpenters hate to hit?

_____ _____

 fi _____ g _____ n _____ i l s!
 1 2 3 4

Here & There

Here's what Mark says about his treehouse. Fill in the blanks with the words **here** and **there** to complete the sentences.

I love it _____ in my treehouse.

I have games and books in _____

Down over _____, in my real


house, things are different. My family lives

_____, but I'm the only one

that comes in _____. My

cat is allowed in both places: _____

AND _____ !



Up, Up, and Away!

Write each of these words: **why, how, now, when, where, soon, then, after, before, who, what**, in the correct hot air balloon.

Question words

Handwriting practice area for question words. It features a yellow hot air balloon with a basket containing a pink rabbit. The balloon has ten sets of horizontal lines for writing, each consisting of a solid top line, a dashed middle line, and a solid bottom line.



Words that tell "when"

Handwriting practice area for words that tell "when". It features an orange hot air balloon with a basket containing a white cat. The balloon has ten sets of horizontal lines for writing, each consisting of a solid top line, a dashed middle line, and a solid bottom line.



Warm Up with Words

Read the words on the squares out loud. In the center of each quilt, write the word that rhymes with all the square words.

Choose from the words in the box.

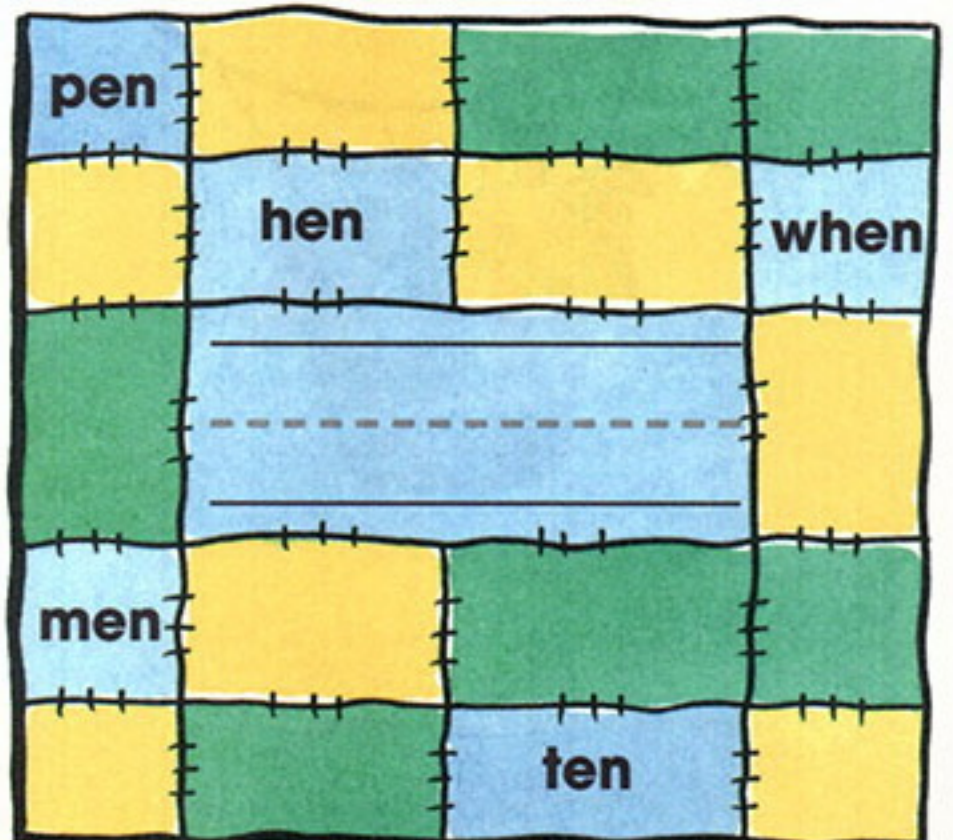
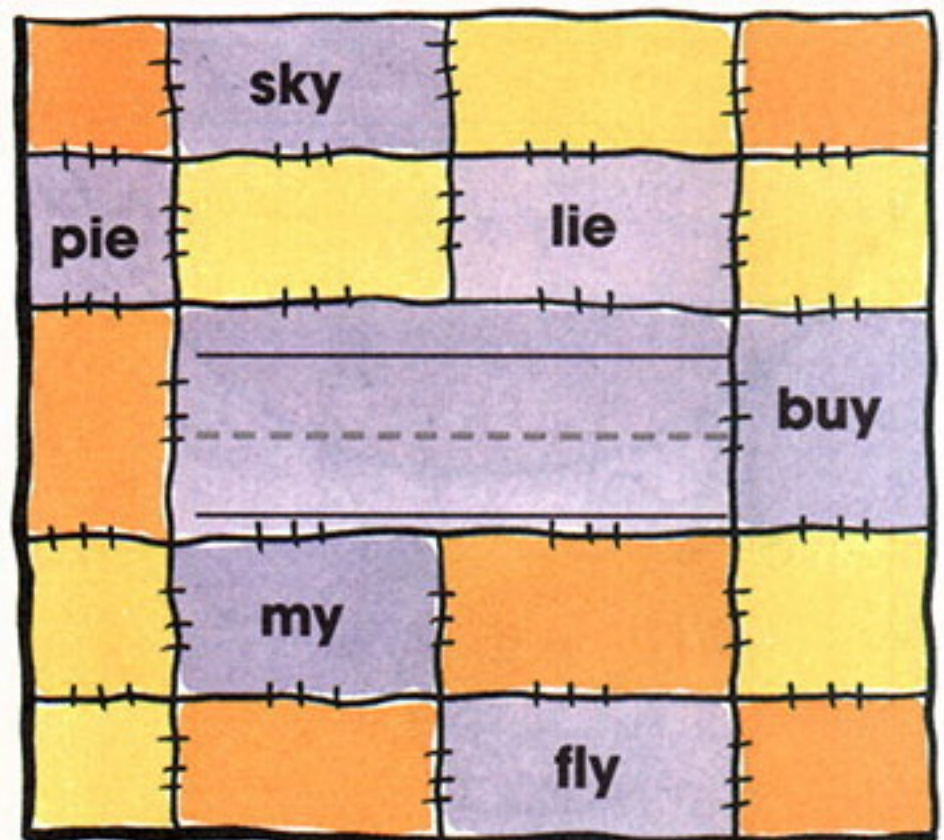
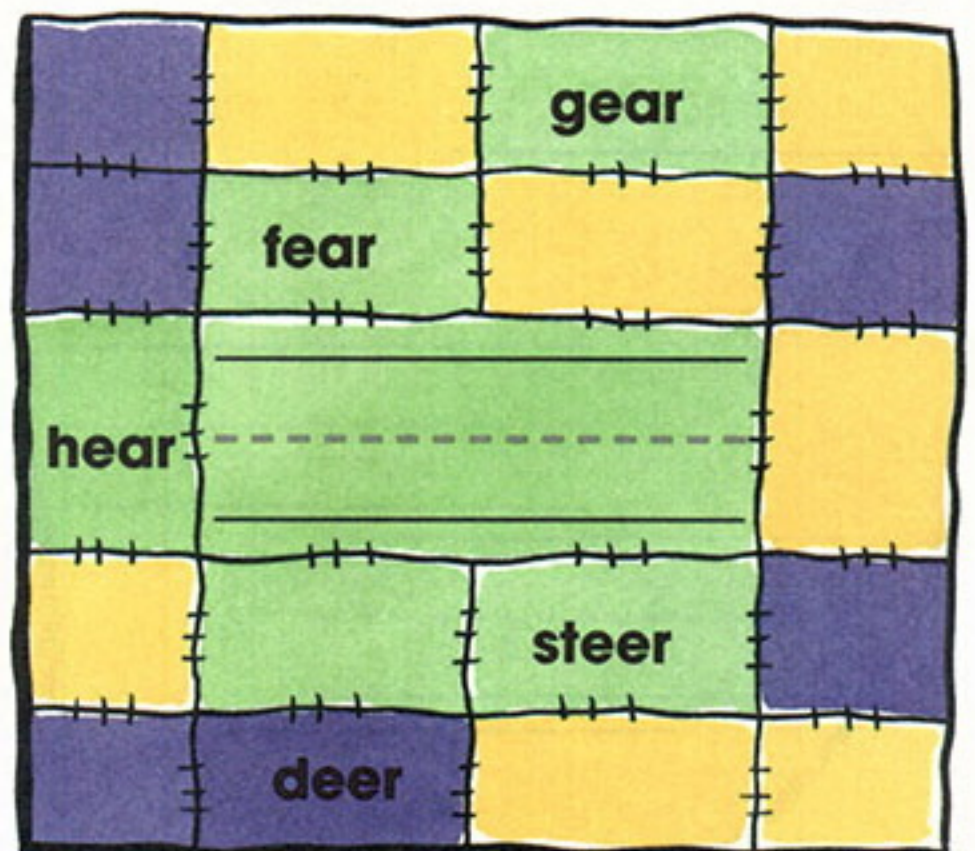
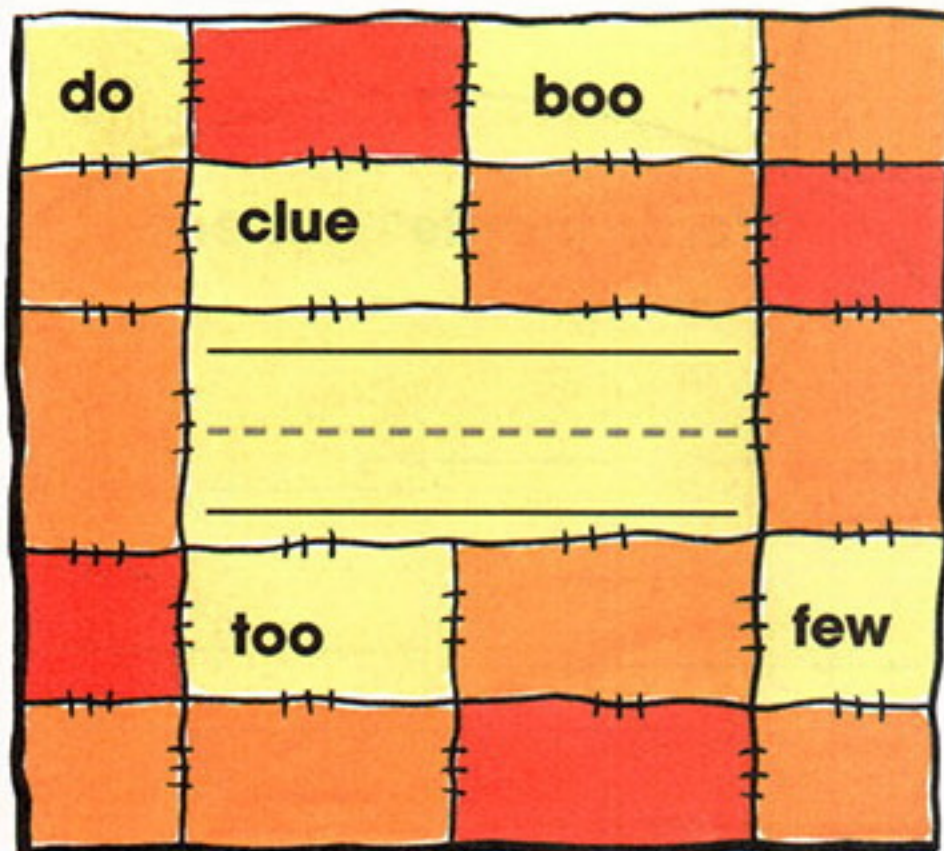
Word Box

here

who

why

then



What's So Funny?

Use the words from the box to finish the riddles.



Word Box

How When What Why

_____ did the chicken cross the playground?
_____ did the chicken cross the playground?
To get to the other slide!

_____ does the clock strikes thirteen?
_____ does the clock strikes thirteen?
When it's time to buy a new clock!



_____ do you call a nasty pea?
_____ do you call a nasty pea?
A mean bean!



_____ do you give a porcupine a bath?
_____ do you give a porcupine a bath?
Very carefully!

Open Sesame!

Finish each sentence with a word from the word box.

Word Box

opened open house
opening out in the open
open



1. I _____ the jar of jelly.

2. My dad met my teacher

at my school's _____.

3. You should talk about what makes you mad. You should

get it _____.

4. The _____ of the new art show is next week.

5. The sign on the door said "_____".



Pile It Up!

Write the words from the box in the spaces where they fit. Hint: One of the words is used twice. Then answer the riddle by writing the letters in the red box on the line.

Word Box

after
before

here
what



What do mermaids have on toast?



What's Going On?

Draw a line from each sentence to the picture that matches it.

The door is open.

The boy said, "Hello, how are you?"

We live here together.

After dinner, the girl had dessert.



Two's Company



In each group, there is a word that does not belong.
It may have a different spelling pattern.
It might be a different type of word than the others.
Or, it might not rhyme with the others.
Circle the word in each group that does not belong.

after dog before

open how now

who what soon

why then there

when how where

The Train Trip

Choose the word that finishes the sentence and write it on the lines.



_____ we left on our trip, I said good-bye to my cat.

Before/Soon

We got on the train and _____ it started down the tracks.

soon/here

My mom said, "Come over _____ You can sit by the window."

there/here

I'm glad I did. _____ was a lot to see along the way.

There/Here

Riddle Time

Use the words from the box to finish each riddle.

Word Box

where now open



I'm a verb that tells what you do
with doors, and books, and eyes—it's true!

Who am I?


A sign, address, directions, or map—

they all tell you _____ things are at.



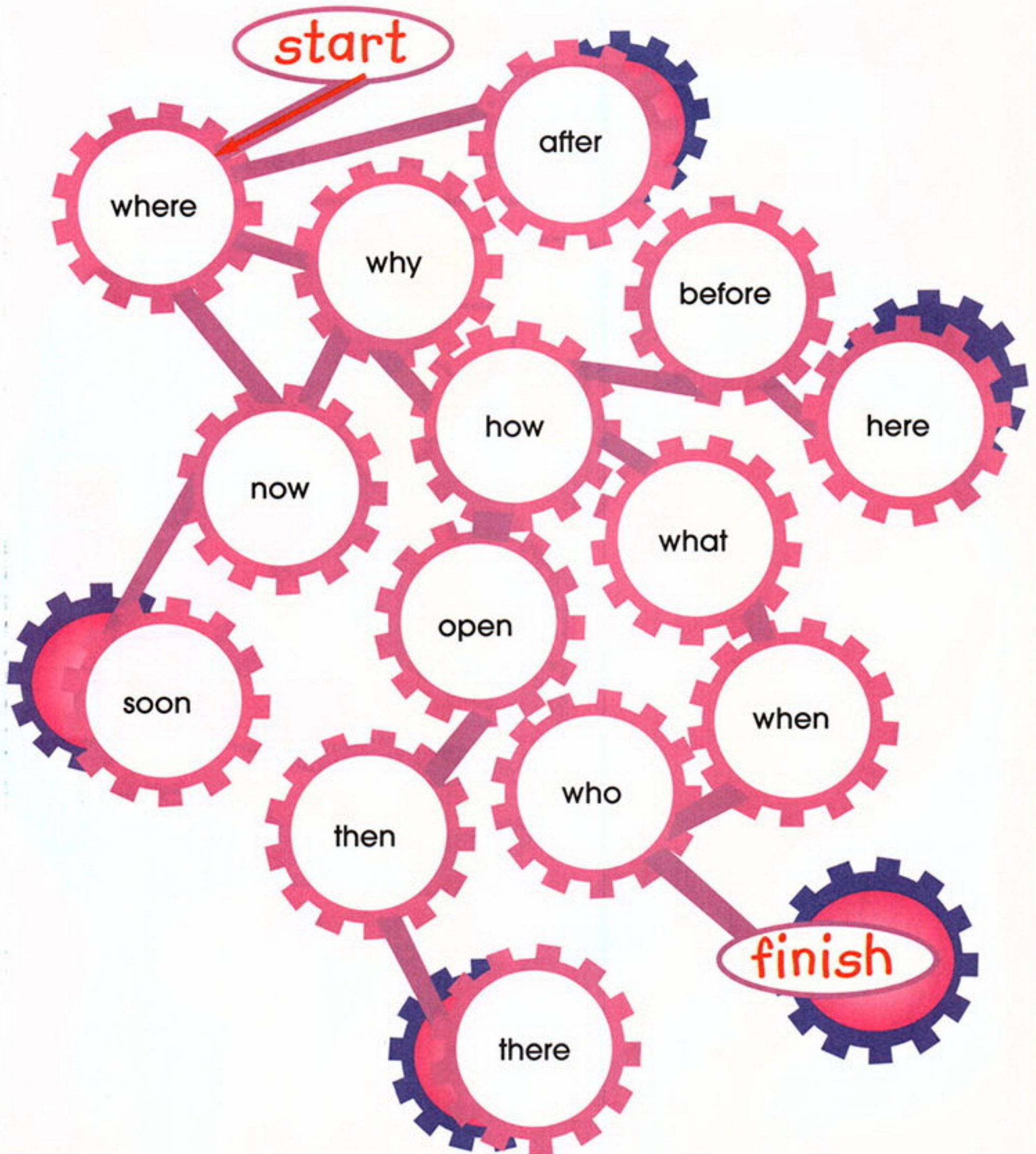
This minute! Right away! Anyhow,

they really mean the same thing: "right _____!"



A-Maze-ing!

Follow the path of words with the question words.




Every Which Way

Write the words that fit in the arrows. Choose from the words in the box. Some words appear more than once.

Word Box

why when open soon before here where



Magic W's


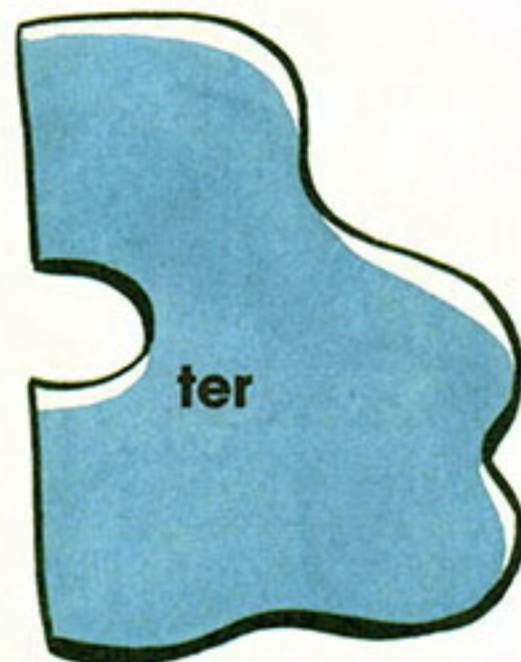
How many words can you make from the letters in these **w** words? Give yourself three minutes to write as many as you can!



hat her _____

Piece It Together

Draw lines to match the first syllables to the second syllables.




Catch Up!

Help the cat catch up with the mouse.
Write the words that fit in each step.

Word Box

how	why	what	then
when	open	soon	now




Alphabet River

Help Kisha cross the brook! Put these words in alphabetical order on the stones.

Word Box

what
open
soon
then
now
when
after
before
here
how




Opposites

Draw lines to connect the opposites.



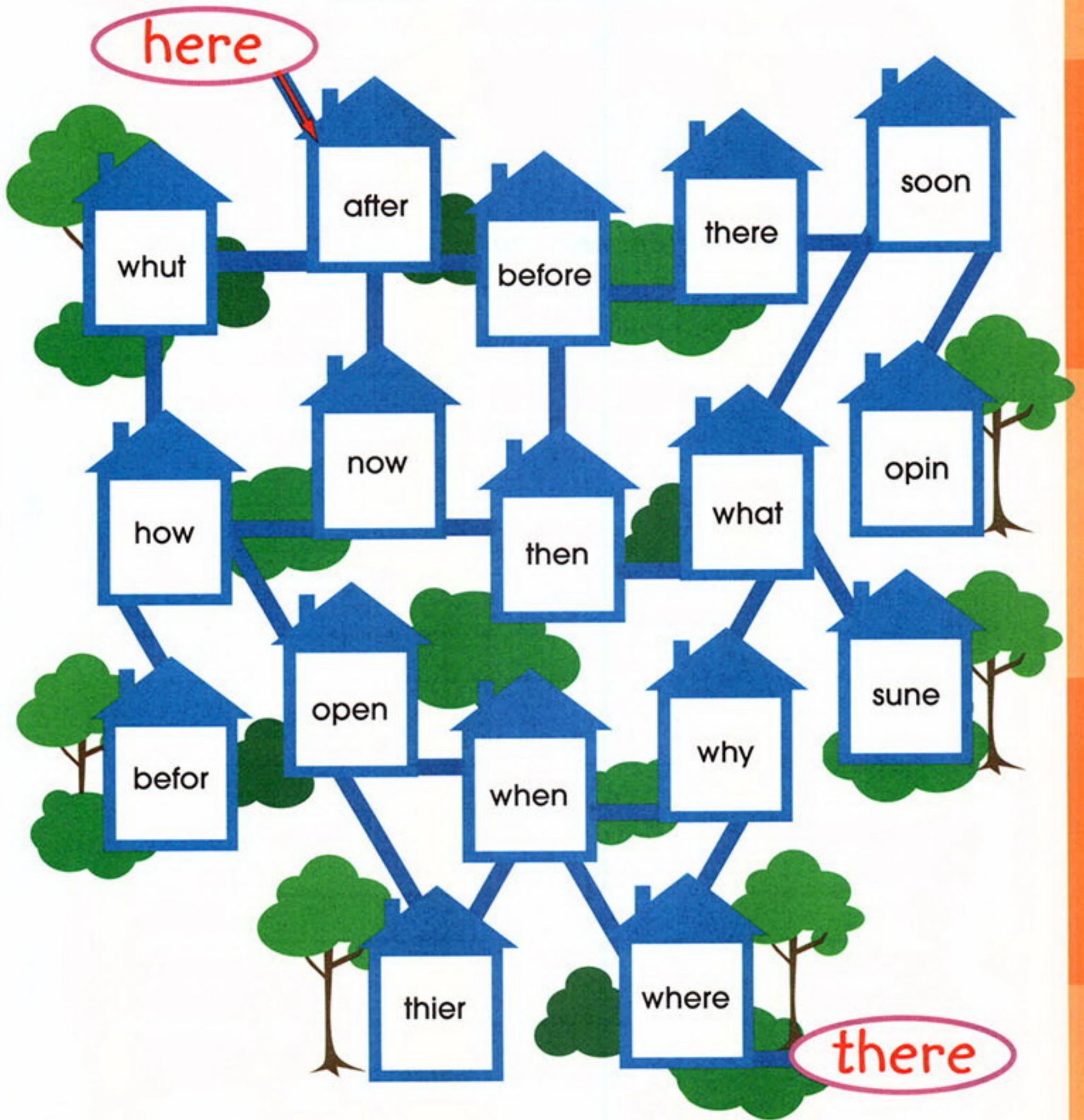
here
after
good-bye
open
many
now

before
closed
hello
then
there
few



Here to There

The path of words that are spelled correctly will get you from here to there.



BOOO!

Write your own spooky story. You are the main character. Here are the other characters:



Use these words: **who, there, what, where, why.**

Handwriting practice area with 10 sets of lines. Each set consists of a solid top line, a dashed middle line, and a solid bottom line.

Questions, Questions

Read the poem. Then circle all the words that begin with **wh**.

Before and after,
Now, soon, then.
Five little words
that tell you when.

Here and there
will tell you where.

Got another question?
Try who or why
or how or what —
And don't be shy!



Word Group 6 Answer Key

185 1. how; 2. now; 3. open; 4. here; 5. Soon; 6. Before, after

186 1. where; 2. what; 3. When; 4. why; 5. then; 6. there; answers will vary

187 **Who:** several children; **What:** a pot of gold; **When:** yesterday;

Where: in a faraway field; **Why:** to see if there was gold at the end;

How: they followed the rainbow

188 What; Where; When; Why

189 1. after; 2. after; 3. after; 4. after; 5. before

190 **Down:** 1. where; 2. what; **Across:** 1. why; 2. When

191 Choose among so, on, no; he, her; we, here, her; be, bee, for, or;

the, he, hen, net; here, her, he, the

192 how; what; then; soon

193 1. n; 2. e; 3. r; 4. a; fingernails

194 here; here; there; there; here; here; there

195 **Question words:** when; how; why; where; who; what;

Words that tell when: now; soon; then; after; before

196 who; here; why; then

197 Why; When; What; How

198 1. opened; 2. open house; 3. out in the open;

4. opening; 5. open

199 see right; marmalade

200 now/soon; here/there; before/after

201 draw lines to match text to photos

202 circle dog; open; soon; why; how

203 Before; soon; here; There

204 open; where; now

205 see right

206 see right

207 answers will vary

208 be/fore; o/pen; af/ter

209 see right

210 answers will vary

211 1. after; 2. before; 3. here; 4. how; 5. now; 6. open;

7. soon; 8. then; 9. what; 10. when

212 here/there; after/before; good-bye/hello;

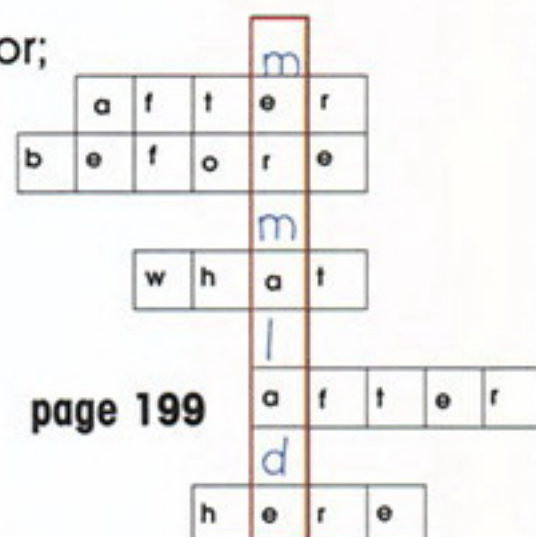
open/closed; many/few; now/then

213 see right

214 answers will vary

215 circle: when; where;

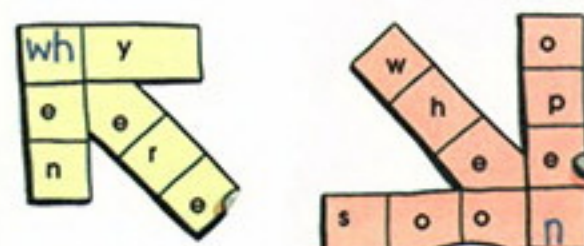
who; why; what



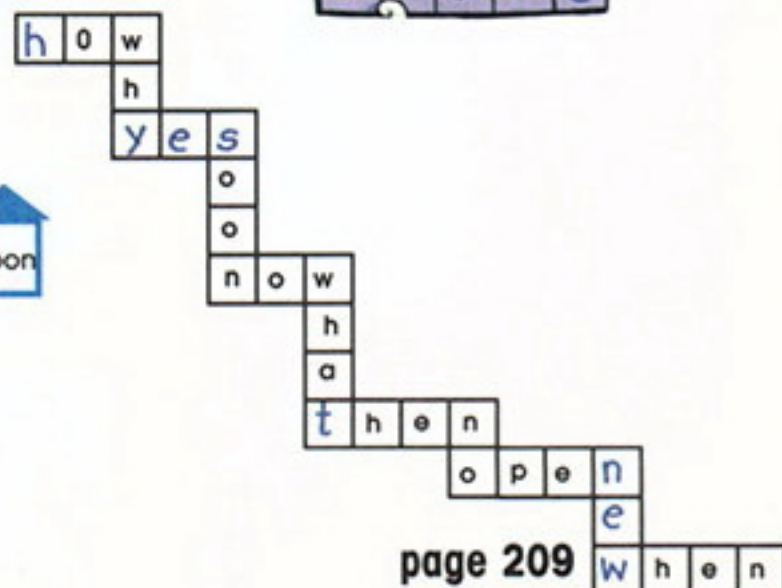

page 199



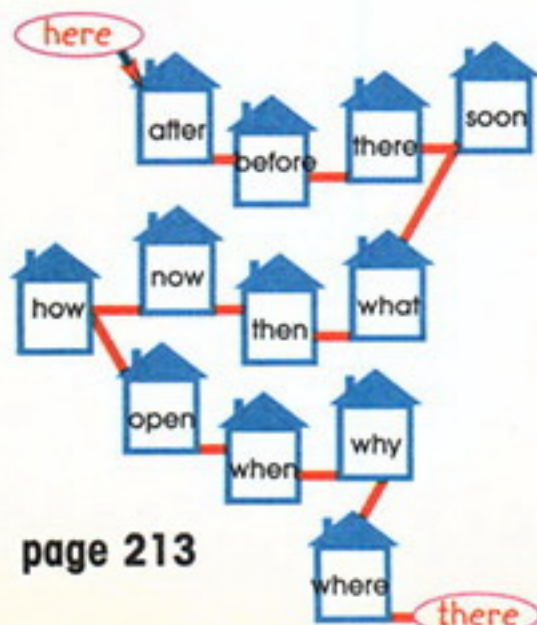
page 205



page 206



page 209




page 213

Just then, Sniffy and Ben saw Mrs. Bunny by the tree.

"How about some cake?" she said. "I made it with the big carrot I found."

"Ah-ha!" said Sniffy. "Now I know where to find that carrot. Let's eat!"




fold & assemble

The Case of the Missing Carrot

Written by Kathryn McKeon

Illustrated by Jackie Snider



Scholastic 100 Words Kids Need
to Read by 2nd Grade, Word Group 6

Sniffy the Dog knew how to find missing things. He looked here. He looked there. He knew just what to look for and where to go.




Sniffy told Ben where he had found the missing carrot.

"But why would a carrot go for a swim?" said Ben. "You saw a fish."

"Hmm," said Sniffy. "Then the case is still open. Now I must go."

After he left Ben, Sniffy went back to the pond. Soon he saw something orange swim by in the water.

"Ah-ha!" said Sniffy. "Now I know where to find that carrot. It is right here before my eyes, in the pond. I know who took it."



One day, Ben the Bunny called Sniffy.

"What can I do for you?" said Sniffy.

"I lost a big carrot," said Ben.

"Then I will find it," said Sniffy.

"When?" said Ben.

"After I eat my lunch," said Sniffy.

After lunch, Sniffy went to the pond. There he saw Fred the Frog. Fred's mouth was open. Then it was closed. "Ah-ha!" said Sniffy. "Now I know where to find that carrot. It is here in Fred's tummy. He ate it for lunch before I got here."

Sniffy told Ben where he had found the missing carrot. "But why would Fred eat my carrot?" asked Ben. "Frogs do not eat carrots." "They don't?" said Sniffy. "Hmm. Then the case is still open. Now I must go."



Word Search

Word Box

Fill in the blanks with the right words from the box.

early fall into over
end fell more



_____ .

The opposite of late is _____ .

_____ .

After summer comes _____ .

_____ .

The dog crawled _____ his little house.

_____ .

The boy tripped and _____ down.

_____ .

The opposite of less is _____ .

_____ .

The opposite of under is _____ .

_____ .

The opposite of beginning is _____ .

What's the Story?

Finish the sentences with the words from the word box.

Word Box

quiet	under
spring	wide
story	Winter
Summer	



The opposite of loud is _____.

After winter comes _____.

_____ is the coldest season.

The opposite of over is _____.

The opposite of narrow is _____.

My favorite bedtime _____ is *Cinderella*.

_____ is the warmest season.

Season Sentences

After each phrase, write the season in which you'd be most likely to find that thing.

Word Box

winter
spring

summer
fall

a new school year _____

long vacation _____



new flowers _____

snowflakes _____



last day of school _____

red, orange, and yellow leaves _____



snowman _____

suntan lotion _____

The Silly Snowman



Read the story. Then read the sentences below and circle **true** or **false**.

Once there was a silly snowman.
He didn't like the cold.

He didn't like winter. He wanted to go to
the beach in the summer.

The silly snowman padded himself with
snow all winter.

He got very big and very round.

When spring came, he snuck into a
store. He hid in the freezer.

He waited for summer.

When summer came, the silly
snowman headed for the beach.

It was a very short trip!



The snowman liked winter.

true

false

The snowman got very big.

true

false

The snowman hid in a house.

true

false

The snowman hid in a freezer.

true

false

The snowman stayed at the
beach for the whole summer.

true

false

Where Is It?

Circle **under** or **over** to finish the sentences.


The road is (under, over) the car.



The roof is (under, over) the house.



The girl is (under, over) the umbrella.



Her hand is (under, over) her head.

Now, write your own sentences:

The _____ is **over** the _____.


The _____ is **under** the _____.

Picture This!

Draw a line to match the sentences to the pictures.



She puts more ice cream into her bowl.



The cat is under the table.



Please be quiet!

He reads a story before he falls asleep.



Over or Under?

Look at the picture. Write **over** or **under** on the lines to tell if the things are over the bed or under the bed.



picture of puppies

shoes

boxes

a first-prize ribbon

sign that says Maria's Room

Silly Snakes

Joe's pet snakes are driving him crazy! Look at the picture.
Fill in the blanks with the right words from the box.

Word Box

over more wide into under fell



There are three snakes _____ the bed.

There are _____ snakes in the closet!

One snake is hanging _____ the lampshade!

One snake is so _____, he is blocking the door.

One snake _____ the fishbowl!

Mouse Mischief

This little mouse took some letters and hid them in his mouse house! In each set of words, the same letter is missing.

Write the missing letter at the end of each set.

1. _ ore _____
su _ _ er _____
The missing letter is _____.

2. _ nto _____
qu _ et _____
spr _ ng _____
w _ de _____
w _ nter _____
The missing letter is _____.

3. _ arly _____
_ nd _____
f _ ll _____
mor _ _____
ov _ r _____
qui _ t _____
summ _ r _____

und _ r _____
wid _ _____
wint _ r _____
The missing letter is _____.

4. ea _ ly _____
mo _ e _____
sp _ ing _____
sto _ y _____
summe _ _____
unde _ _____
winte _ _____
The missing letter is _____.

5. _ pring _____
_ tory _____
_ ummer _____
The missing letter is _____.

Now write all the missing letters on the lines.

They spell out the answer to the riddle!

What do cats like to eat for breakfast?

_____ c _____ c _____ p _____

1 2 3 4 2 5 2 3 5



The Early Bird

Read this saying. What do you think it means?

The early bird catches the worm.

Now use the words from the box to make up new sayings about birds!

Word Box

pretty quiet small wide



1. The _____ bird gets the most room in the nest.

2. The _____ bird is not singing.

3. The _____ bird wears a bow in its hair.

4. The _____ bird can easily hide.

Pack It Up!

Put all the season words from the word box in the trunk on the left. Put all the adjectives (describing words) in the trunk on the right.

Word Box

fall spring summer winter
wide quiet early



Season Words

Handwriting practice lines for 'Season Words' on a pink sheet of paper. The sheet has a red top flap with a metal fastener. The writing area consists of ten sets of lines: a solid top line, a dashed middle line, and a solid bottom line.

Adjectives

Handwriting practice lines for 'Adjectives' on a yellow sheet of paper. The sheet has a yellow top flap with two wooden fasteners. The writing area consists of ten sets of lines: a solid top line, a dashed middle line, and a solid bottom line.

Flying High

Word Box

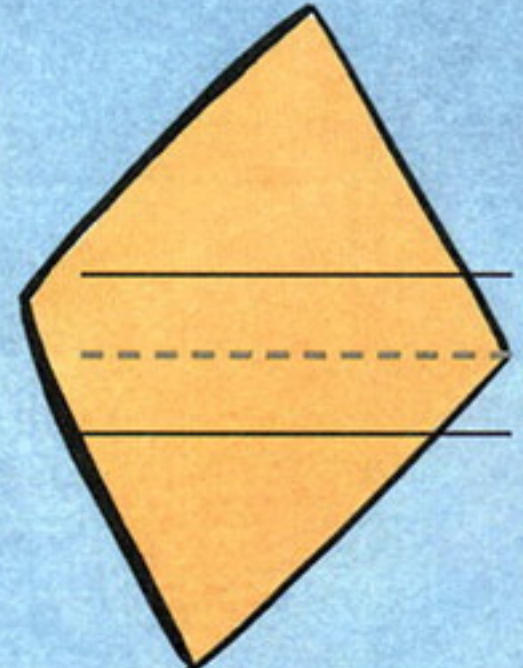
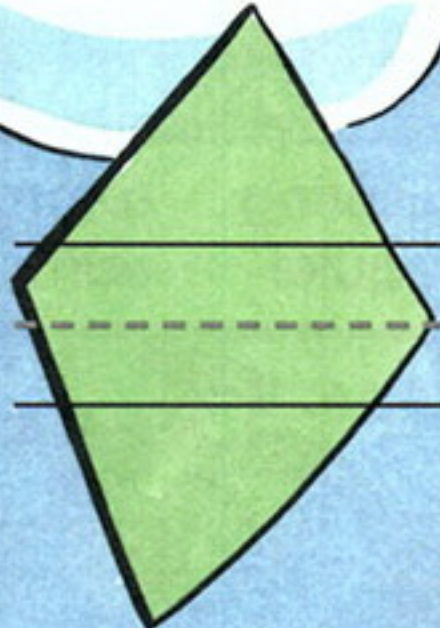
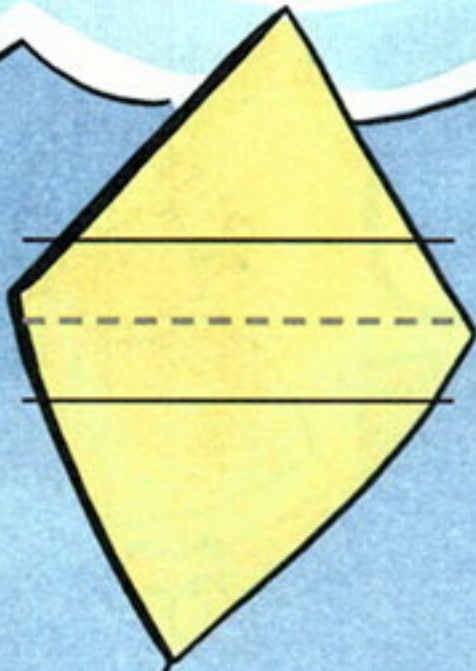
wide

fell

more

into

Write the word that rhymes with all the words on that kite's tail. Choose from the words in the box.



tried

side

tied

slide

bride

blue

grew

who

two

too

door

sore

four

store

roar

shell

bell

sell

spell

well

Season Riddles

Finish the riddles with words from the box.

Word Box

summer spring
winter fall



Fun and sun — vacation, too.
I'm a time when skies are blue.
Which season am I?

Flowers and rain, umbrellas and sun
That's how you know I have begun.
Which season am I?



New colors for leaves, a new school year,
And on the trees, red apples appear.
Which season am I?



Skiing and snowmen,
warm clothes to wear.
Cocoa and holidays,
and trees are bare.
Which season am I?

Fives & Sixes

Use the words from the word box to answer these questions.

Word Box

early

spring

under

summer

quiet

story

winter

1. Which 6-letter word starts with the same sound as **spin**?

2. Which 5-letter word is the opposite of **late**?

3. Which 5-letter word is the opposite of **loud**?

4. Which 5-letter word is the opposite of **over**?

5. Which 5-letter word starts with the same sound as **stairs**?

6. Which 6-letter word starts with **s** and ends with **r**?

7. Which 6-letter word ends in the same sound as **sister**?

Stacking Up!

Write the words from the box in the spaces where they fit.

Hint: One word is used twice. Then answer the riddle by writing the letters in the red boxes on the line.

Word Box


quiet

story

fall

more

summer



What did the duck want with his soup?






What a Pair!

Fill the boxes with words that fit.
Choose from the words in the box.
Hint: Each puzzle contains two words
that are a pair.

Word Box

fell	under	winter
fall	over	summer



Word Box

spring quiet
end wide
early over
fall

It's a Spring Thing

Finish the sentences with words from the word box.



Tina loves to swing in the _____ . She gets up _____

_____ every day, when it is still _____ in _____

the neighborhood, and sits on her _____ wooden _____

swing. She wants to go high and go _____ the branch, _____

but she can't because she would _____ off! She swings _____

until the _____ of the day. Tina feels like she has wings!

Five Times, Fast!

Fill in the blanks in the tongue twisters so they make sense. Choose from the words in the box. Then say them each five times out loud . . . and fast!



Word Box

fell

winter

summer

Susan's favorite seasons are

spring and



Fran _____ into the fall leaves.



Wayne wants _____ clothes.

Summer Vacation

Finish the sentences with words from the word box.



Word Box

Summer every into over under end

_____ is my favorite time of year.



I sat _____ my umbrella

at the beach _____ day.

I love going _____ the water

and jumping _____ the waves.



I wish summer would never _____ !

Spelling Patrol

Circle the word in each group that is spelled correctly.
Put an X on the words that are spelled incorrectly.

erly

early

earley

kwiet

quiet

queit

under

undir

ander

wid

wide

whyde

sumer

summer

summir



Juggling Syllables


The clown on the left is juggling the first syllables of each word. The clown on the right is juggling the second syllables. Put the correct syllables together and write the words on the lines.



Handwriting practice lines for the words formed by the syllables. Each set of lines consists of a solid top line, a dashed middle line, and a solid bottom line.

A-Maze-ing Adjectives

Follow the path of adjectives (describing words).




Every Which Way

Write the words that fit in the arrows. Choose from the words in the box. One season word is used twice.

Word Box

summer under winter spring story



A Whole Year of Words

How many words can you make from the letters in these season words? Write as many as you can!

Winter

Summer

Spring

Fall

ten

rip

Looks Like Snow!

Use the words from the box to finish the weather report.

Word Box

Early	winter
fell	more
end	under
wide	quiet



Snow _____ all day yesterday. It felt like it would

never _____ this morning,

the whole town looked like a _____ wonderland,

far and _____ . All was _____

outside. Houses, cars, and trees were buried _____

a blanket of snow! We predict _____ snow

tomorrow! Have fun!

Get Over It!

Read the sentences. Then choose the word from the box that fits. Write it in the blank.

Word Box

overflow oversleep
overcoat overlaps
overboard



1. In the fall I wear a warm _____.

2. To fall off a ship is to fall _____.

3. When you put one thing a little bit on top of another thing,

it _____.

4. Don't put too much water in the bathtub,

it might _____!

5. To sleep too late is to _____.

A, B, C Bubbles

Help the scuba diver come up! Put these words in alphabetical order on the bubbles.

Word Box

winter
early
wide
end

under
fall
quiet

over
spring
more
story

into
summer
fell

1

early

2

end

3

6

7

4

5

10

8

9


13

11

12

14





Outer Space Spelling Bee Board Game

You'll Need:

- the game board on pages 250–251
- a number cube or die
- a game piece for each player (coins or beans will work)
- pencil and paper for each player


How to Play

- 1.** Roll the number cube. Move your piece the number of dots in the cube.
- 2.** If you land on a planet, read the sentence and then write the answer on your paper. Have another player check your answer. If you land on a star, read the word out loud, then turn around and write it on your paper. (Check your answer by turning around and matching what you wrote to the word on the star.) If you answer correctly, take another turn.
- 3.** The first person to reach FINISH wins!



Outer Space Spelling Bee

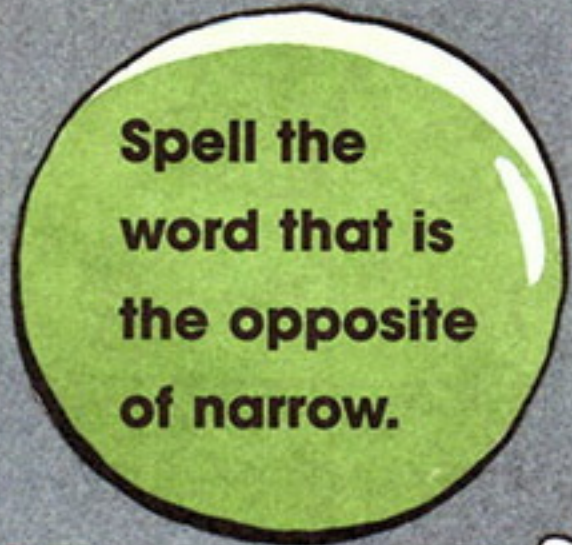
Be an astronaut. Try to land on the moon!



Start



winter



Spell the word that is the opposite of narrow.



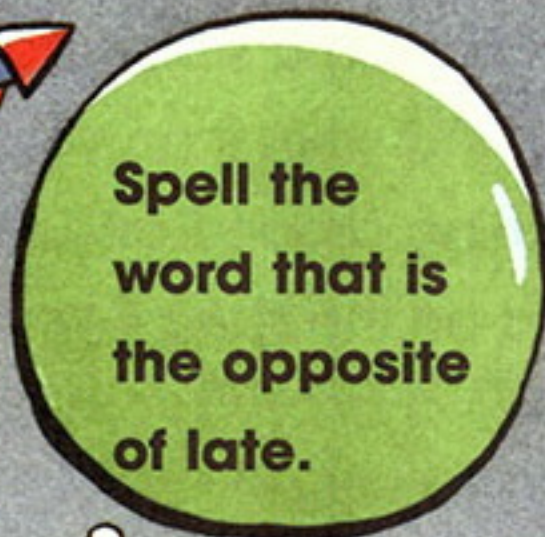
early



Spell the name of the coldest season.



wide



Spell the word that is the opposite of late.



end



fall



under

Spell the word that is the opposite of beginning.

Spell the word that is the opposite of over.

fell

summer

quiet

Spell the season that comes after summer.

into

Spell the name of the warmest season.

story

Spell the word that is the opposite of loud.

more

over

Spell the word that is the opposite of less.

spring

Finish

Word Group 7 Answer Key

- 221 early; fall; into; fell; more; over; end
 222 quiet; spring; Winter; under; wide; story; Summer
 223 fall; summer; spring; winter; winter; summer; summer; fall
 224 false; true; false; true; false
 225 under; over; under; over; answers will vary
 226 draw lines to connect text to photos
 227 over; under; under; over; over
 228 under; more; over; wide; fell; into
 229 1. m; 2. i; 3. e; 4. r; 5. s; mice crispies
 230 1. wide; 2. quiet; 3. pretty; 4. small,
 231 Season Words: fall; winter; spring; summer

Adjectives: wide; quiet; early

- 232 wide; into; fell; more
 233 summer; spring; winter; fall
 234 1. spring; 2. early; 3. quiet; 4. under; 5. story;
 6. summer; 7. winter

235 see right; quackers

236 see right

237 spring; early; quiet; wide; over; fall; end

238 summer; fell; winter

239 Summer; under; every; into; over; end

240 circle early; quiet; under; wide; summer;

X all other words

241 summer; quiet; under; winter; into; early; over

242 see right

243 see right

244 Across: 1. story; 2. early; 4. over; 5. end

Down: 1. summer; 3. more

245 answers will vary

246 fell; end; Early; winter; wide; quiet; under; more


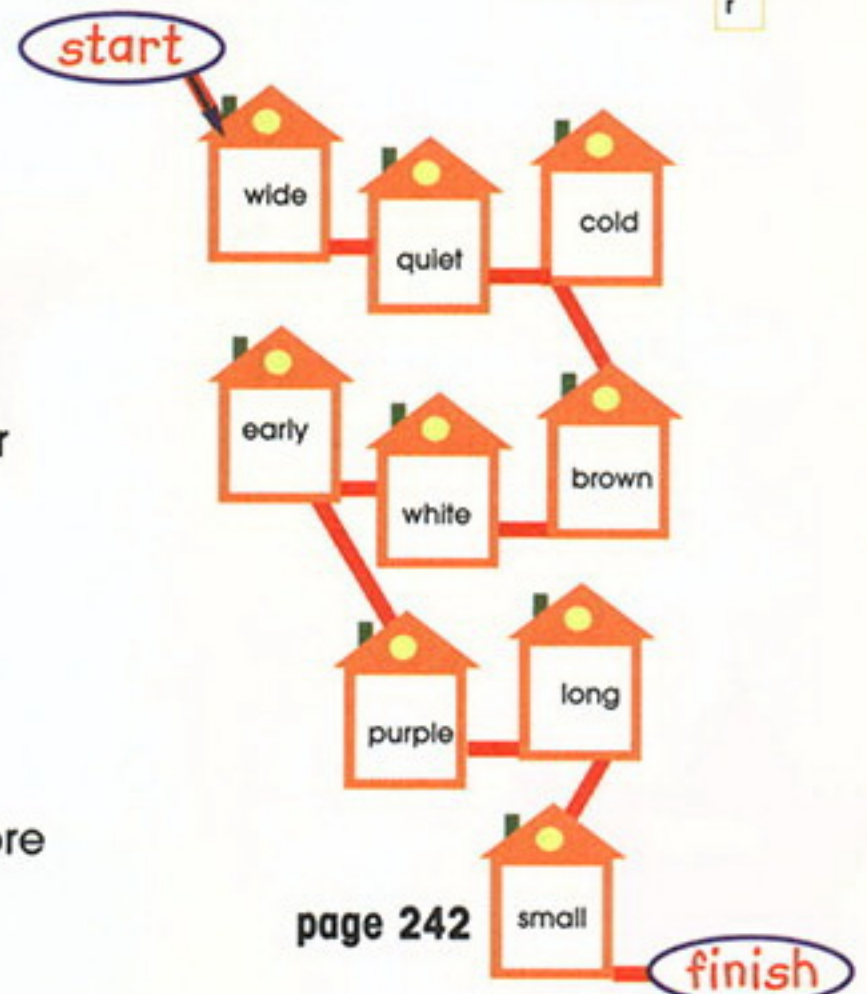

247 1. overcoat; 2. overboard; 3. overlaps;

4. overflow; 5. oversleep

248 1. early; 2. end; 3. fall; 4. fell; 5. into; 6. more; 7. over;

8. quiet; 9. spring; 10. story; 11. summer;

12. under; 13. wide; 14. winter




The Seasons

written by
Gail Tuchman



Scholastic 100 Words Kids Need to
Read by 2nd Grade, Word Group 7



The story of the seasons goes 'round.
Changing things here on the ground.
And every season, I wish on a star.
And hope my wish goes up that far.


fold & assemble

Yellow, orange, purple, red.


Fall leaves piled into a great big bed.

Wide leaves, thin ones, large and small.

Jump into color. Jump into fall!




Summer sea, so wide and blue,
It looks like there is no end to you.
I fell into your cool, cool water.
And when more waves came,
I dived under.




Spring rains fall over the earth below.
Now spring flowers, grow, grow, grow.
Sun kisses the earth. Winter's gone away.
Spring turns into hot summer days.



Tall fall corn stands yellow and high.
Fat, orange pumpkins turn into pie.
Fall's purple grapes and fall's green peds,
dance with red apples falling from trees.




Fall turns to winter, winter white.
Days end early, then it is night.
Snow keeps falling over everything.
All is quiet.
The earth waits for spring.




Bears wake up. Bees buzz in.
Butterflies open their wide, bright wings.
Early birds start singing,
"Hello, spring."





A funny woman sang on the bus.
I liked her funny song.
She sang about six sleepy cats,
and asked us to sing along.



I made up a funny song
and sang it on the bus.
All my friends sang along
and the women sang with us.



Our bus kept rolling down the street,
while the funny woman sang about noses.
We sang too, and then again, when
the pretty woman sang about roses.



When a child got on the bus,
both women started to hum.
We got ready for their song.
They sang about bubble gum.



* SCHOLASTIC *

100 WORDS

KIDS NEED TO READ BY 2nd GRADE

Scholastic, the most trusted name in educational excellence, introduces *100 Words*, the exciting new reading/workbook series that helps develop the skills that make reading fluent and fun.

AND IF READING IS FUN, KIDS WILL LOVE DOING IT!

* Sight Word Practice Builds Strong Readers *

Children learning to read need practice, especially with sight words. These high-frequency words appear over and over again in all kinds of reading material. To be a fluent reader, you have to read sight words fluently.

The Scholastic *100 Words* series gives children this practice. Each reading/workbook has nearly 500 full-color illustrations and photographs. Our workbooks are:

- * **Creative.** The activities include reading and writing practice, comprehension, word puzzles, mazes, plus word games that can be played over and over.
- * **Cumulative.** As new words are introduced, previous words are incorporated in every activity.
- * **Curricular.** The activities reinforce what children are learning in school and give kids important experience that will help later with standardized tests.

* Books! Books! Books! *

We've included 7 wonderful mini-books in each *100 Words* reading/workbook for added reading practice. Kids can create their own libraries with these full-color, lively stories that use sight words and on-level vocabulary.

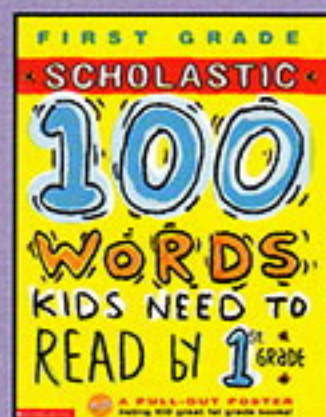
To encourage reading, we've also created a colorful 100 Great Books poster with a book list of the best in children's fiction, nonfiction, and poetry, all at the 2nd grade level!

100 Words = 100 Ways to Love Learning



Visit Scholastic.com for information about our books and authors online!



ALSO AVAILABLE



ALSO AVAILABLE



SCHOLASTIC INC.
\$12.95 U.S.
\$16.99 CAN