


REVISED EDITION

# English Made Easy

VOLUME ONE

A NEW ESL APPROACH

Learning English Through Pictures



Jonathan Crichton  
and Pieter Koster

TUTTLE

# English Made Easy

VOLUME ONE

A NEW ESL APPROACH

Learning English Through Pictures

Jonathan Crichton and Pieter Koster



TUTTLE Publishing

Tokyo | Rutland, Vermont | Singapore

# Contents

FUNCTIONS	GRAMMAR	TOPICS
<b>UNIT 1: What's your name? . . . . . 6</b>		
<ul style="list-style-type: none"> <li>Identifying people by name</li> <li>Talking about ownership</li> </ul>	<ul style="list-style-type: none"> <li>Possessive adjectives</li> <li>Negation</li> <li>Simple present</li> </ul>	<ul style="list-style-type: none"> <li>Common objects</li> <li>Family relationships</li> </ul>
<b>UNIT 2: That'd be great! . . . . . 14</b>		
<ul style="list-style-type: none"> <li>Giving, accepting and declining invitations</li> </ul>	<ul style="list-style-type: none"> <li>Personal pronouns</li> <li>Imperatives</li> <li>Present continuous</li> </ul>	<ul style="list-style-type: none"> <li>Places to visit</li> <li>Events</li> </ul>
<b>UNIT 3: I'd like you to meet my accountant. . . . . 22</b>		
<ul style="list-style-type: none"> <li>Introducing people</li> </ul>	<ul style="list-style-type: none"> <li>Demonstratives</li> </ul>	<ul style="list-style-type: none"> <li>Jobs</li> <li>Social relationships</li> </ul>
<b>UNIT 4: It's a beautiful day, isn't it? . . . . . 30</b>		
<ul style="list-style-type: none"> <li>Starting conversations</li> </ul>	<ul style="list-style-type: none"> <li>Question tags</li> <li>Possessive pronouns</li> </ul>	<ul style="list-style-type: none"> <li>Descriptions</li> </ul>
<b>UNIT 5: Revision and extension. . . . . 38</b>		
<b>UNIT 6: Would you like something to drink? . . . . . 48</b>		
<ul style="list-style-type: none"> <li>Making, accepting and declining offers</li> </ul>	<ul style="list-style-type: none"> <li>Count/uncount nouns</li> <li>Open questions</li> </ul>	<ul style="list-style-type: none"> <li>Food and drink</li> <li>Numbers 1-10</li> </ul>
<b>UNIT 7: He's a tour guide. . . . . 58</b>		
<ul style="list-style-type: none"> <li>Talking about occupations</li> <li>Asking for clarification</li> </ul>	<ul style="list-style-type: none"> <li>Simple past</li> </ul>	<ul style="list-style-type: none"> <li>Occupations</li> </ul>
<b>UNIT 8: I'm going to New York. . . . . 64</b>		
<ul style="list-style-type: none"> <li>Asking about price</li> <li>Talking about travel</li> </ul>	<ul style="list-style-type: none"> <li>Present perfect</li> <li>Duration</li> </ul>	<ul style="list-style-type: none"> <li>Days and months</li> <li>Money</li> <li>Numbers 11-20</li> <li>Transport</li> </ul>
<b>UNIT 9: This one is better. . . . . 72</b>		
<ul style="list-style-type: none"> <li>Asking for and giving opinions</li> <li>Agreeing and disagreeing</li> </ul>	<ul style="list-style-type: none"> <li>Comparatives and superlatives</li> </ul>	<ul style="list-style-type: none"> <li>Food</li> </ul>
<b>UNIT 10: Revision and extension. . . . . 82</b>		

FUNCTIONS	GRAMMAR	TOPICS
<b>UNIT 11: What's the matter? ..... 92</b>		
<ul style="list-style-type: none"> <li>• Greetings and farewells</li> <li>• Talking about health</li> </ul>	<ul style="list-style-type: none"> <li>• Obligation</li> </ul>	<ul style="list-style-type: none"> <li>• Parts of the body</li> <li>• Common ailments</li> </ul>
<b>UNIT 12: I live in the big house. .... 100</b>		
<ul style="list-style-type: none"> <li>• Talking about addresses and locations</li> </ul>	<ul style="list-style-type: none"> <li>• Future with will</li> <li>• Spatial prepositions</li> </ul>	<ul style="list-style-type: none"> <li>• Locators</li> <li>• Numbers over 20</li> </ul>
<b>UNIT 13: How much is this purse? ..... 110</b>		
<ul style="list-style-type: none"> <li>• Buying goods and services</li> <li>• Inquiring about health</li> </ul>	<ul style="list-style-type: none"> <li>• Some/any</li> <li>• Necessity</li> </ul>	<ul style="list-style-type: none"> <li>• Common containers</li> <li>• Musical instruments</li> <li>• Rooms</li> </ul>
<b>UNIT 14: It's the second street on the left. .... 122</b>		
<ul style="list-style-type: none"> <li>• Asking for and giving directions</li> </ul>	<ul style="list-style-type: none"> <li>• Open questions</li> <li>• Directional prepositions</li> </ul>	<ul style="list-style-type: none"> <li>• Common institutions</li> <li>• Colors</li> <li>• Ordinal numbers</li> </ul>
<b>UNIT 15: Revision and extension. .... 132</b>		
<b>UNIT 16: She bought a cake. .... 142</b>		
<ul style="list-style-type: none"> <li>• Talking about the past</li> </ul>	<ul style="list-style-type: none"> <li>• Simple past</li> <li>• Regular and irregular verbs</li> <li>• Present continuous</li> </ul>	<ul style="list-style-type: none"> <li>• Activities and processes</li> </ul>
<b>UNIT 17: They're working in the garden. .... 150</b>		
<ul style="list-style-type: none"> <li>• Using the telephone</li> </ul>	<ul style="list-style-type: none"> <li>• Gerunds</li> <li>• Present and past continuous</li> <li>• Before/after</li> </ul>	<ul style="list-style-type: none"> <li>• Telephone language</li> </ul>
<b>UNIT 18: What's the time? ..... 162</b>		
<ul style="list-style-type: none"> <li>• Talking about time</li> <li>• Making appointments</li> </ul>	<ul style="list-style-type: none"> <li>• Timetable future</li> </ul>	<ul style="list-style-type: none"> <li>• Times</li> <li>• Emotions</li> </ul>
<b>UNIT 19: You're not allowed to park here. .... 172</b>		
<ul style="list-style-type: none"> <li>• Using public transport</li> <li>• Asking for, giving and refusing permission</li> </ul>	<ul style="list-style-type: none"> <li>• Prohibition</li> <li>• Quantifiers</li> </ul>	<ul style="list-style-type: none"> <li>• Transport</li> <li>• Time measurements</li> </ul>
<b>UNIT 20: Revision and extension. .... 182</b>		
<b>Index to the Units ..... 191</b>		

## The Tuttle Story: “Books to Span the East and West”

Many people are surprised to learn that the world’s largest publisher of books on Asia had its humble beginnings in the tiny American state of Vermont. The company’s founder, Charles E. Tuttle, belonged to a New England family steeped in publishing.

Immediately after WW II, Tuttle served in Tokyo under General Douglas MacArthur and was tasked with reviving the Japanese publishing industry. He later founded the Charles E. Tuttle Publishing Company, which thrives today as one of the world’s leading independent publishers.

Though a westerner, Tuttle was hugely instrumental in bringing a knowledge of Japan and Asia to a world hungry for information about the East. By the time of his death in 1993, Tuttle had published over 6,000 books on Asian culture, history and art—a legacy honored by the Japanese emperor with the “Order of the Sacred Treasure,” the highest tribute Japan can bestow upon a non-Japanese.

With a backlist of 1,500 titles, Tuttle Publishing is more active today than at any time in its past—inspired by Charles Tuttle’s core mission to publish fine books to span the East and West and provide a greater understanding of each.

Published by Tuttle Publishing, an imprint of  
Periplus Editions (HK) Ltd

[www.tuttlepublishing.com](http://www.tuttlepublishing.com)

Copyright © 2015 Periplus Editions (HK) Ltd

All rights reserved. No part of this publication may be reproduced or utilized in any form or by any means, electronic or mechanical, including photocopying, recording, or by any information storage and retrieval system, without prior written permission from the publisher.

The Library of Congress has cataloged the first edition ISBN 0804837368 (v. 1 : pbk.) as follows:  
Library of Congress Control No: 2006282280

ISBN 978-0-8048-4524-3 (American Edition)  
ISBN 978-0-8048-4638-7 (British Edition)  
ISBN 978-1-4629-1772-3 (ebook)  
Revised edition  
18 17 16 15  
10 9 8 7 6 5 4 3 2 1  
Printed in Malaysia 1507TW

### Distributed by:

#### North America, Latin America & Europe

Tuttle Publishing  
364 Innovation Drive  
North Clarendon, VT 05759-9436 U.S.A.  
Tel: 1 (802) 773-8930  
Fax: 1 (802) 773-6993  
[info@tuttlepublishing.com](mailto:info@tuttlepublishing.com)  
[www.tuttlepublishing.com](http://www.tuttlepublishing.com)

#### Japan

Tuttle Publishing  
Yaekari Building, 3rd Floor  
5-4-12 Osaki, Shinagawa-ku, Tokyo 141-0032  
Tel: (81) 3 5437-0171  
Fax: (81) 3 5437-0755  
[sales@tuttle.co.jp](mailto:sales@tuttle.co.jp)  
[www.tuttle.co.jp](http://www.tuttle.co.jp)

#### Asia Pacific

Berkeley Books Pte. Ltd.  
61 Tai Seng Avenue, #02-12, Singapore 534167  
Tel: (65) 6280-1330  
Fax: (65) 6280-6290  
[inquiries@periplus.com.sg](mailto:inquiries@periplus.com.sg)  
[www.periplus.com](http://www.periplus.com)

TUTTLE PUBLISHING® is a registered trademark of Tuttle Publishing, a division of  
Periplus Editions (HK) Ltd.

## Preface to First Edition

In an increasingly international world, being able to communicate in English is nowadays a necessity in social, professional and business life. Competence in English creates an increasing range of business, travel and leisure opportunities, opening doors to international communication.

This book is a breakthrough in English language learning—imaginatively exploiting how pictures and text can work together to create understanding and help learners learn more productively.

*English Made Easy* gives learners easy access to the vocabulary, grammar and functions of English as it is actually used in a comprehensive range of social situations. Self-guided students and classroom learners alike will be delighted by the way they are helped to progress easily from one unit to the next, using the combinations of pictures and text to discover for themselves how English works.

The *English Made Easy* method is based on a thorough understanding of language structure and how language is successfully learned. The authors are experienced English language teachers with strong backgrounds in language analysis and language learning. The *English Made Easy* team is confident that the books represent a significant development in English language learning.

—Professor Christopher N. Candlin, Macquarie University

## Introduction to this Revised Edition

This is a book that keeps its promise. It makes learning English easy.

People today learn English for a wide variety of purposes. You may use English in your work, live in an English-speaking country, or be planning to visit one. Whatever your purpose, *English Made Easy* is a perfect way to learn basic skills in English language communication.

*English Made Easy* does not teach grammar. It teaches you how to use English. Grammar informs the way that the book is structured, but the authors believe that, especially at beginner level, new students do not need to clutter their learning with grammatical labels and rules. They learn by observing, discovering and practicing how language is used.

*English Made Easy* uses the universal language of pictures to present language in the contexts in which it is used. Students learn the meaning of what is written by studying how language is used in the pictures. Real life social situations are broken down into their simplest parts so that students quickly see how the language works and relate it to their own needs. It's actually fun!

*English Made Easy* can be used by an individual student or by a group of learners in a conversation group or classroom with a teacher. Because students don't need to know the grammar before they start, it is easy to guide learners through the pages of *English Made Easy* or for learners to use it for self study.

The first edition of *English Made Easy* has been popular with learners and teachers all over the world. This second edition is even easier to use. It has been improved with some corrections and new information on the introductory page to each unit. The table of contents shows the functions, grammar and topics covered in each unit.

The first page of each unit outlines what you can expect to learn from the unit. It includes word lists and a note about the grammar in the unit. This note is for information only and need not be learned by the student. Some of the units also contain brief fill-in exercises, and every fifth unit provides practice activities for revision and extension. Answers are provided. The index refers students to the unit in which the word is introduced.

To all our learners, wherever you are and however you use this book, we wish you every success!

—Jonathan Crichton and Pieter Koster

## UNIT 1: What's your name?

In this unit you will learn the following:

- How to ask and answer about names
- How to talk about ownership

Here are the words you will learn to use:

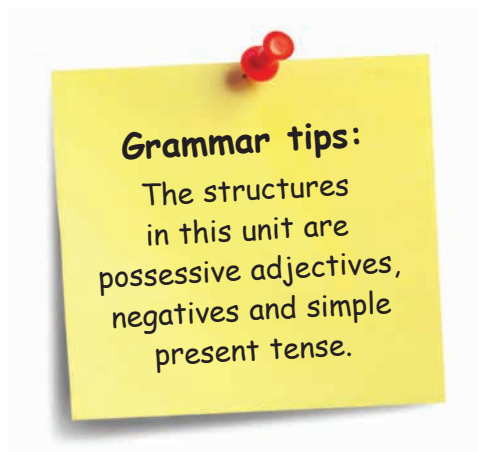
a	his	my	this
book	house	name	this is
brother	husband	no	wallet
camera	is	our	watch
car	isn't (is not)	pen	what
cell phone	it	purse	whose
daughter	it's (it is)	sister	wife
family	key	son	yes
father	laptop	the	your
her	mother	their	

Here are some phrases you will learn to use:

My name's ...	Excuse me.
I don't know.	Thank you.

Here are some sentences you will practice:

Anne is my sister.	Whose book is this?	What's your name?
Tom is my brother.	It isn't your book.	
This is my house.	Is this your camera?	










what is =

what's













my name is =

my name's



















it is = it's



is not = isn't



do not = don't



1



a camera

2




a cell phone

3



a key

4




a pen

5




a house

6



cameras

7




cell phones

8



keys

9




pens

10



houses

11




a laptop

12



a watch

13




a wallet

14




a purse

15



a car

16



laptops

17



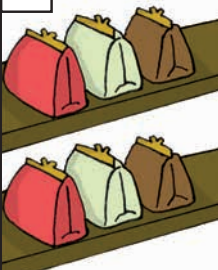
watches

18




wallets

19





purses


20



cars



# The Bensons



## UNIT 2: That'd be great!

### In this unit you will learn the following:

- How to invite people to your house and other places
- How to accept invitations
- How to decline invitations

### Here are the words you will learn to use:

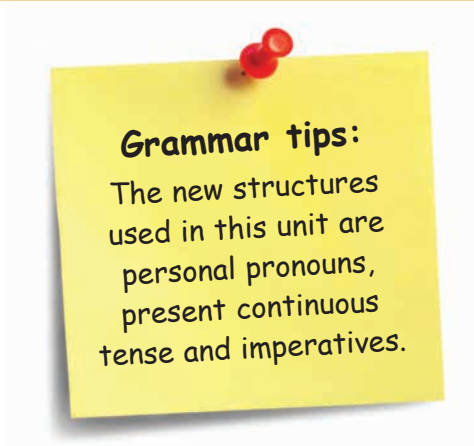
am	door	lunch	take
are	enter	market	taking
art gallery	exit	me	theater
beach	go	meeting	them
bring	going	movies	they
bringing	he	ok	to
but	her	out	us
can	him	party	we
come	I	picnic	who
coming	in	restaurant	you
concert	know	she	
dinner	let's	sure	

### Here are some phrases you will learn to use:

How about ... ?	That'd be great.	Sorry, I can't.
Would you like to come to ... ?	I'd love to but I can't.	
I'd love to.	I'm afraid I can't.	


### Here are some sentences you will practice:

I know him.	Bring your book.	Come to my house.
She knows me.	I'm taking my book.	He's going to Jim's house.












who is = who's





 I am = I'm

 he is = he's






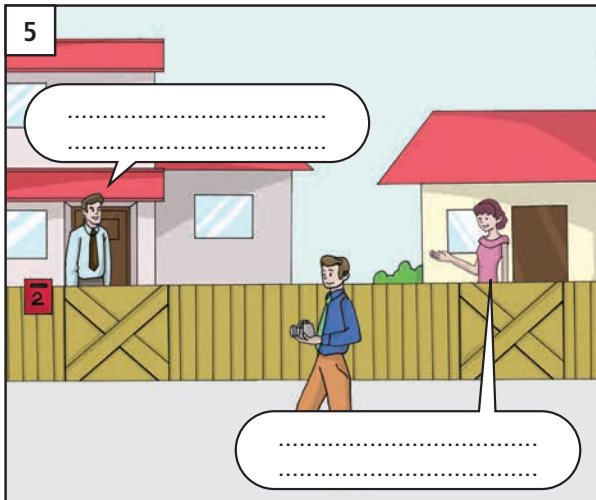


they are = they're



we are = we're



she is = she's





that would =

that'd



I would =

I'd

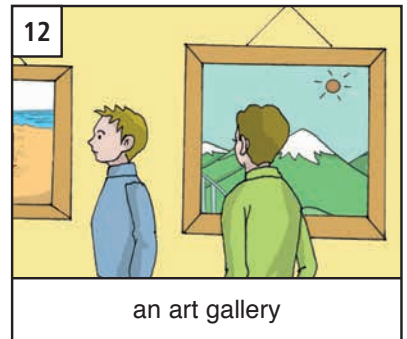

















cannot =

can't



That'd be great!







# The Bensons



he would = he'd



## UNIT 3: I'd like you to meet my accountant.

In this unit you will learn the following:

- How to introduce people
- How to ask for things

Here are the words you will learn to use:

accountant	I'd like	neighbor	these
colleague	looks like	secretary	those
friend	manager	teacher	where
here	meet	that	
hi	met	there	

Here are some phrases you will learn to use:

Have you met ... ?	I'd like this ...	Good to meet you.
I'd like you to meet ...	No, I haven't.	

Here are some sentences you will practice:

Where's my book?	Alan, I'd like you to meet my	That's your book.
This is my brother Kim.	manager Mr. Lee.	I'd like these books.

### Grammar tips:

The new structures  
in this unit are  
singular and plural  
demonstratives.








where is =

where's





that is =


that's



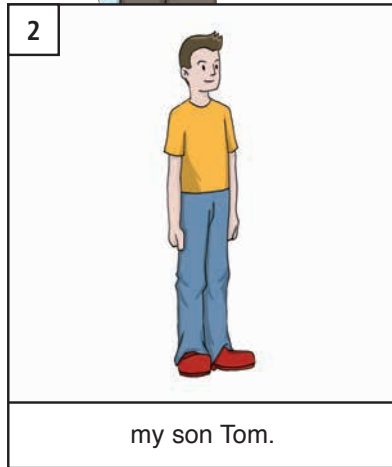









my wife Peggy.



my son Tom.



my neighbor John.




my secretary Janice.



my accountant Henry.



my manager Mr. Lee.



Anne's friend Judy.





Tom's teacher Mrs Cooper.





my colleague David.

I'd like you to meet my accountant.










have not = haven't







# The Bensons













 you are = you're


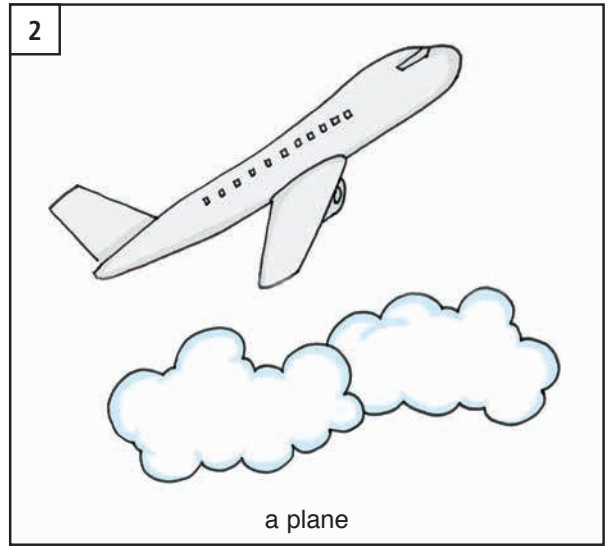
 are not = aren't









 they are = they're








UNIT 4

It's...



isn't it?



Yes, it is.










does not =

doesn't








# The Bensons




# UNIT 5: Revision and extension


1   
 .....  
 book  
 .....


2   
 .....

3   
 .....


4   
 .....


5   
 .....


6   
 .....


7   
 .....


8   
 .....


9   
 .....

10   
 .....

11   
 .....


12   
 .....

13   
 .....

14   
 .....


15   
 .....







16   
 .....

17   
 .....

18   
 .....

19   
 .....

20   
 .....





## UNIT 5

### A

- |  |                      |
|--|----------------------|
| 1. What's your name?                   | a. That's OK.        |
| 2. Whose book is this?                 | b. Good to meet you. |
| 3. Would you like to come to my party? | c. Tom.              |
| 4. Thank you.                          | d. It's her book.    |
| 5. Where's my book?                    | e. Here.             |
| 6. This is my brother Kim.             | f. Yes, I'd love to. |

### B

- |                                       |                   |
|---------------------------------------|-------------------|
| 1. Are you Jim Benson?                | a. Yes, he is.    |
| 2. Is your name Jim Benson?           | b. Yes, she is.   |
| 3. These are your books, aren't they? | c. Yes, it is.    |
| 4. He is your father, isn't he?       | d. Yes, they are. |
| 5. She is your sister, isn't she?     | e. Yes, I am.     |

### C

- |   |                    |
|---|--------------------|
| 1. He runs fast, doesn't he?              | a. Yes, he does.   |
| 2. This camera doesn't work, does it?     | b. No, they don't. |
| 3. These shoes don't fit, do they?        | c. Yes, I do.      |
| 4. You look like your brother, don't you? | d. No, it doesn't. |

this



Come

isn't

mine

his

isn't it



UNIT 5

yours

your





it's

mine

it isn't

Whose

this



it is


your

like to

meet

My

isn't it



Yes





about


can't

I am


Good

haven't






- > restaurant go a Let's to
- > OK




- > come like to you Would to lunch
- > can't afraid I'm I Sorry



- > met neighbor you my Have
- > haven't No I



- > meet to Jane like I'd you
- > meet you to Good




- > movie to going about How a
- > great be That'd




- > going You're to the meeting aren't you
- > I'm No not

UNIT 5




- > book It's interesting an isn't it
- > it Yes is



- > good This looks laptop doesn't it
- > does Yes it




- > pen my That's isn't it
- > isn't No it



- > are keys yours These aren't they
- > Yes are they



- > here work You don't you
- > No I don't



- > concerts like You don't you
- > do I Yes

## UNIT 5: Answers

### Unit 5, page 38

- |           |               |           |                 |                |
|-----------|---------------|-----------|-----------------|----------------|
| 1. book   | 5. watch      | 9. pen    | 13. art gallery | 17. meeting    |
| 2. camera | 6. house      | 10. purse | 14. dinner      | 18. theater    |
| 3. car    | 7. laptop     | 11. beach | 15. market      | 19. party      |
| 4. family | 8. cell phone | 12. key   | 16. lunch       | 20. restaurant |

### Unit 5, page 39

- |                |               |           |           |             |
|----------------|---------------|-----------|-----------|-------------|
| 21. accountant | 25. neighbor  | 29. name  | 33. shoes | 37. movies  |
| 22. colleague  | 26. secretary | 30. plane | 34. view  | 38. door    |
| 23. friend     | 27. teacher   | 31. seat  | 35. wet   | 39. wallet  |
| 24. manager    | 28. baby      | 32. cold  | 36. hot   | 40. concert |

### Unit 5, page 40

- A. 1c 2d 3f 4a 5e 6b B. 1e 2c 3d 4a 5b C. 1a 2d 3b 4c

### Unit 5, page 41

1. this, isn't 2. his 3. Come 4. isn't it 5. mine

### Unit 5, page 42

1. your 2. it's 3. yours? it isn't 4. Whose, this 5. mine

### Unit 5, page 43

1. isn't it, it is 2. My, meet 3. your 4. like to

### Unit 5, page 44

2. I am 3. haven't, Good 4. Yes 5. can't 6. about

### Unit 5, page 45

- Let's go to a restaurant.  
OK.
- Would you like to come to lunch?  
Sorry, I'm afraid I can't.
- Have you met my neighbor?  
No, I haven't.
- I'd like you to meet Jane.  
Good to meet you.
- How about going to a movie?  
That'd be great.
- You're going to the meeting, aren't you?  
No, I'm not.

### Unit 5, page 46

- It's an interesting book, isn't it?  
Yes, it is.
- This laptop looks good, doesn't it?  
Yes, it does.
- That's my pen, isn't it?  
No, it isn't.
- These keys are yours, aren't they?  
Yes, they are.
- You work here, don't you?  
No, I don't.
- You like concerts, don't you?  
Yes, I do.



## UNIT 6: Would you like something to drink?

In this unit you will learn the following:

- How to offer things to people
- How to accept an offer
- How to decline an offer

Here are the words you will learn to use:

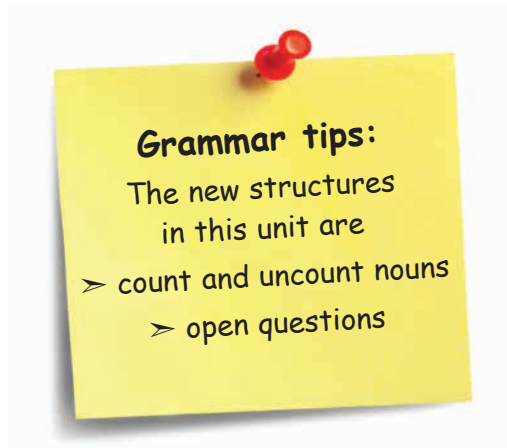
a pair of	cookie	sandwich	one
apple	how many	sausage	two
bag	juice	sock	three
banana	milk	some	four
burger	nuts	sugar	five
cake	orange	tablet	six
child	peach	tea	seven
chips	pear	ticket	eight
coffee	plum	water	nine
			ten





Here are some phrases you will learn to use:

Would you like ... ?	Something to eat	glass of ...
What would you like?	Something to drink	can of ...
No, thanks.	piece of ...	bottle of ...
Yes, please.	cup of ...	... would be nice

Here are some sentences you will practice:

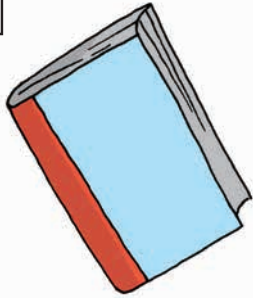
Would you like a piece of cake?	What would you like?
Would you like something to drink?	How many tickets?





UNIT 6

1



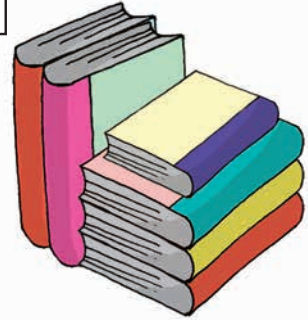
a book

2




two books

3




some books

4



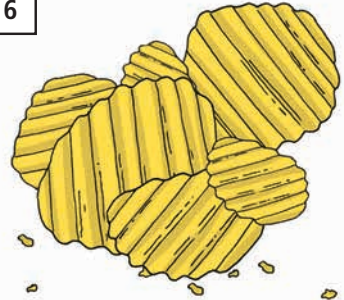
a chip

5



two chips

6



some chips

7



a shoe

8



a pair of shoes

9



some shoes

10



a sock

11



a pair of socks

12




some socks

Would you like something to drink?



Would you like...?

1




some chips

2



some nuts

3




a sausage

4




a cookie

5



a sandwich

6



a burger

something to eat



Yes, please.




No, thanks.




Would you like...?

1




an apple

2




an orange

3




a banana

4




a pear

5



a peach

6



a plum

something to eat



Yes, please.



No, thanks.

Would you like something to drink?



Would you like...?

1



a can of Fizzo

2



a bottle of orange juice

3



a glass of water

4



a glass of milk

5



a cup of tea

6



a cup of coffee




something to drink








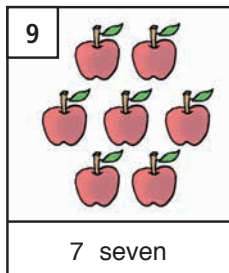



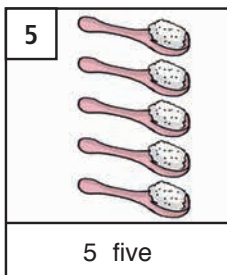
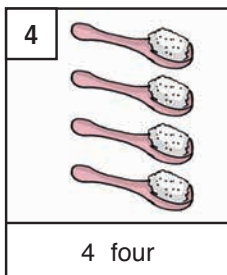
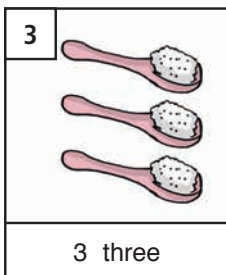
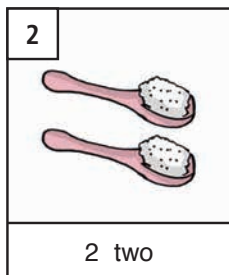
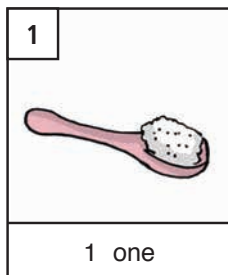
Yes, please.






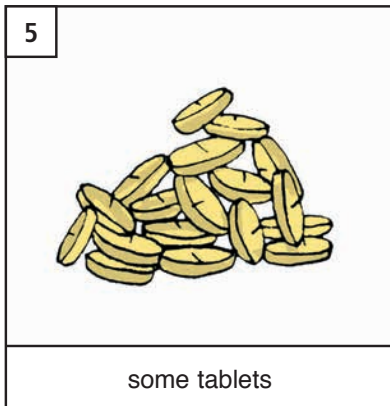
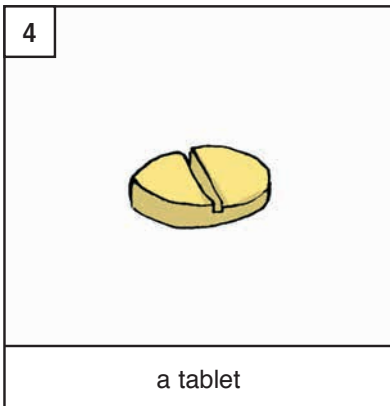
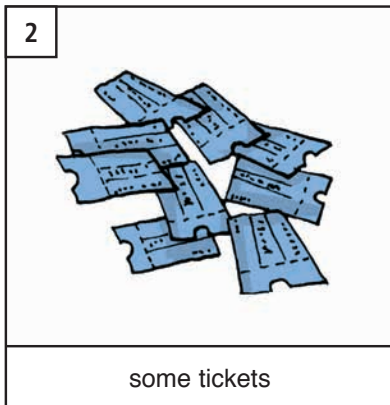
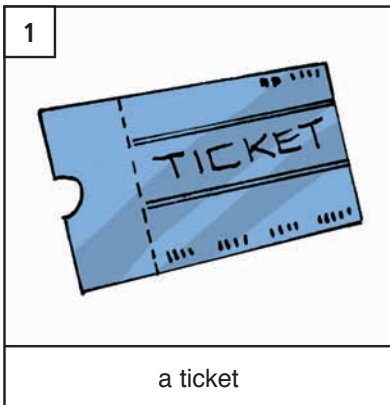
No, thanks.




Would you like something to drink?







# The Bensons



## UNIT 7: He's a tour guide.

In this unit you will learn the following:

- How to talk about occupations
- How to ask for clarification

Here are the words you will learn to use:

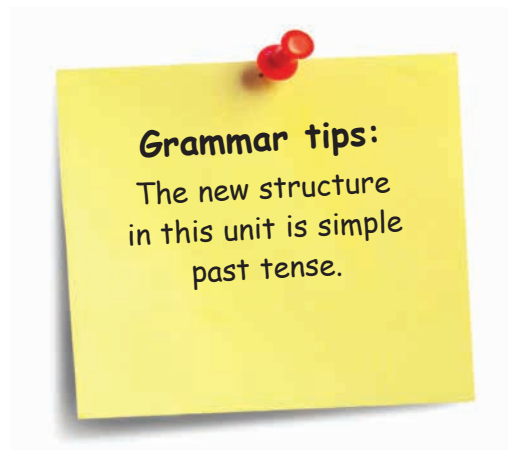
application form	hello	pharmacist	to
businessman	hi	police officer	too
did	mechanic	receptionist	tour guide
doctor	now	sales assistant	was
from	nurse	slowly	were
have	occupation	taxi driver	when


Here are some phrases you will learn to use:

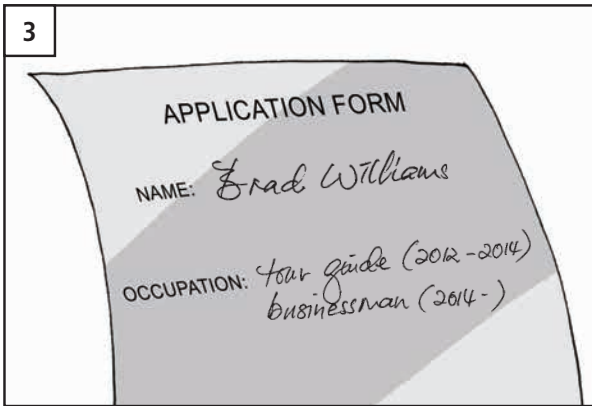

What do you do?	How many ... do you have?	I'm sorry.
I'm a ...	Could you repeat that please?	





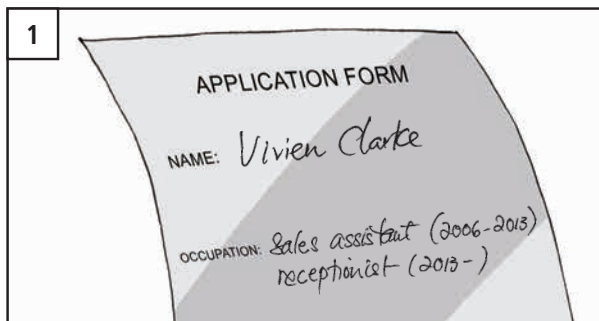
Here are some sentences you will practice:

That's my neighbor.	He was a taxi-driver, but now he is a businessman.
I'm a teacher.	She's a sales assistant, too.
















# The Bensons



 here is = here's





## UNIT 8: I'm going to New York.

### In this unit you will learn the following:

- How to ask what something costs
- How to talk about travel
- How to use numbers up to twenty

### Here are the words you will learn to use:

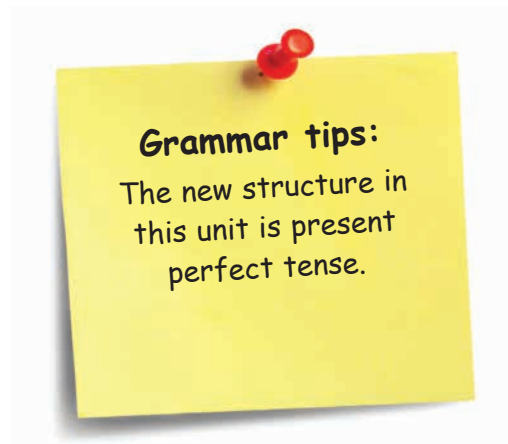
arrive	month	eleven	Monday	January
bus	plane	twelve	Tuesday	February
by	school	thirteen	Wednesday	March
cents	since	fourteen	Thursday	April
day	still	fifteen	Friday	May
dollars	train	sixteen	Saturday	June
everyone	week	seventeen	Sunday	July
for	weekend	eighteen		August
leave	year	nineteen		September
		twenty		October
				November
				December

### Here are some phrases you will learn to use:

I'm from ...	How much is ... ?
I've been here for ...	How much are ... ?

### Here are some sentences you will practice:

Where are you from?	How much is that purse?	I'm going to New York.
How long have you been here?	I've been here for two days.	
How did you get here?	We're from Moscow.	



1

**\$**

dollars

**¢**

cents

2

How much is this pen?

It's eleven dollars.

= \$11

3

How much is this wallet?

It's twelve dollars.

= \$12

4

How much is that book?

It's thirteen dollars.

= \$13

5

How much is that purse?

It's fourteen dollars.

= \$14

6

fifteen dollars


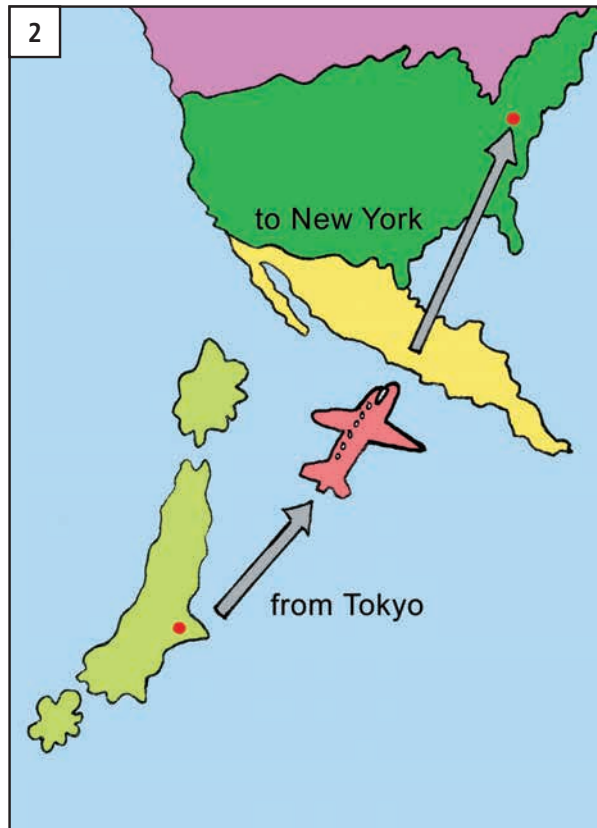
sixteen dollars

seventeen dollars

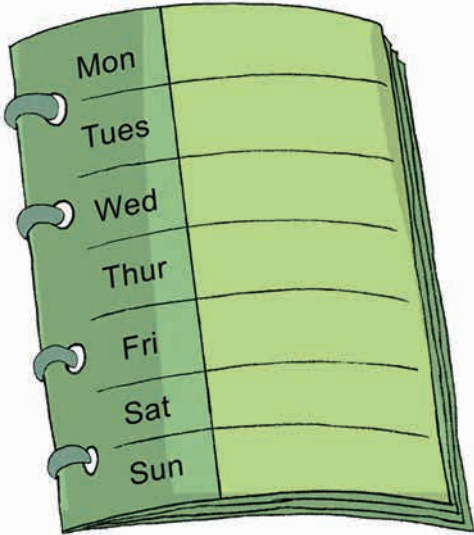
eighteen dollars

nineteen dollars

twenty dollars




1






seven days = one week


Mon	Tues	Wed	Thurs	Fri	Sat	Sun
Monday	Tuesday	Wednesday	Thursday	Friday	Saturday	Sunday
					Weekend	


2




twelve months = one year



 I have = I've


 we have = we've

1



Monday

2



How long have you been here?

I've been here for two days.

Wednesday

3



Saturday 4th October

4



How long have you been here?

We've been here for two weeks.


Saturday 18th October

5



June 10th



6




How long have you been here?

.....

December 10th



# The Bensons





## UNIT 9: This one is better.

In this unit you will learn the following:

- How to ask for and give opinions
- How to agree
- How to disagree

Here are the words you will learn to use:

agree	mushroom	bad	worse	worst
basketball player	onion	big	bigger	biggest
beans	pair of sunglasses	boring	more boring	most boring
bread	pants	cheap	cheaper	cheapest
broccoli	pasta	expensive	more expensive	most expensive
cabbage	peas	good	better	best
cap	potato	heavy	heavier	heaviest
carrot	rice	interesting	more interesting	most interesting
cauliflower	suitcase	light	lighter	lightest
cucumber	surfboard	narrow	narrower	narrowest
horse	think	short	shorter	shortest
ice-cream	tomato	small	smaller	smallest
jockey	very	tall	taller	tallest
lettuce	very much	wide	wider	widest
like				

Here are some phrases you will learn to use:

What do you think ... ?

Do you like ... ?

Can I help you?

Here are some sentences you will practice:

I don't like this restaurant.







I think this one is better.

I think doing business is better than teaching.

I think it is very interesting.



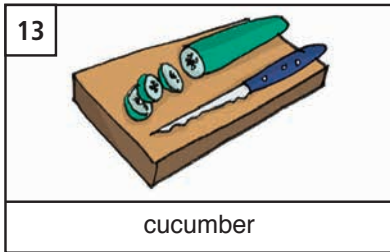
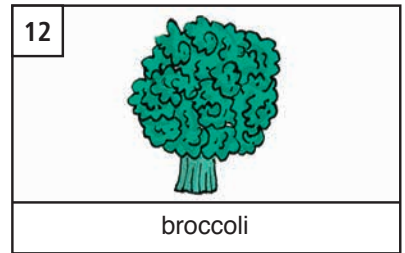
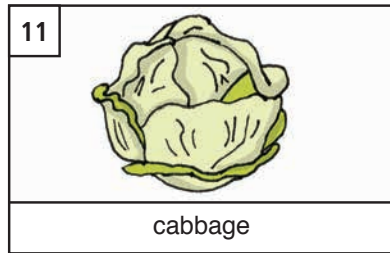
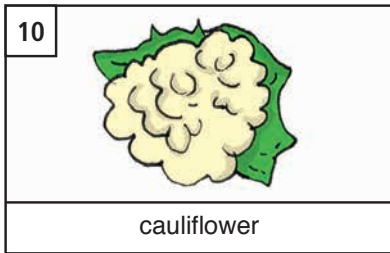
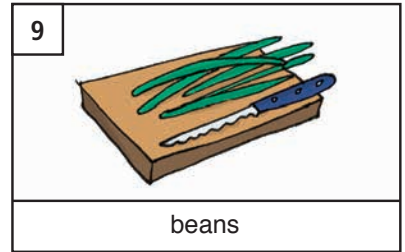


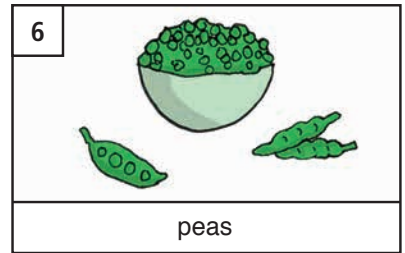



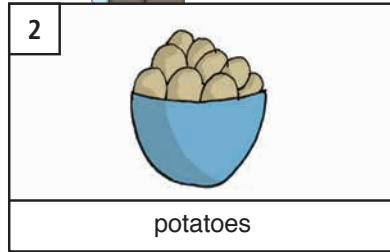

I don't agree.













Do you like...?



Yes, I do.



No, I don't.



1



a basketball player

2



tall




taller



tallest

3



a horse

4




a jockey

5



short

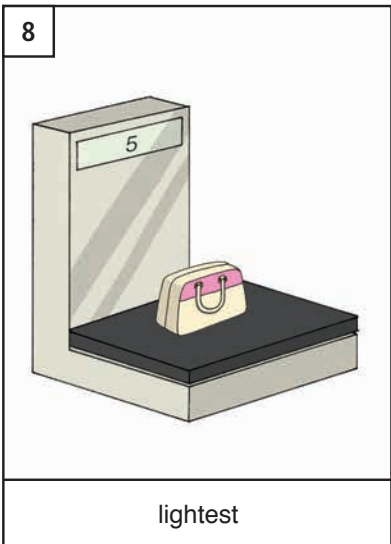
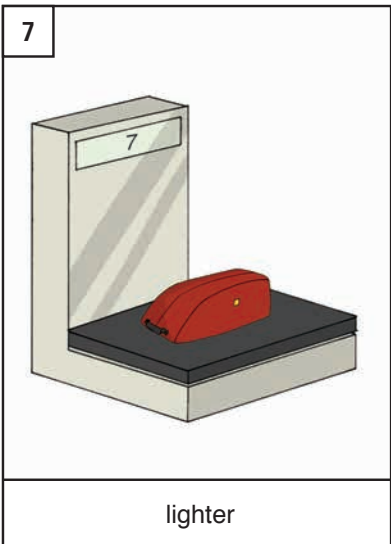
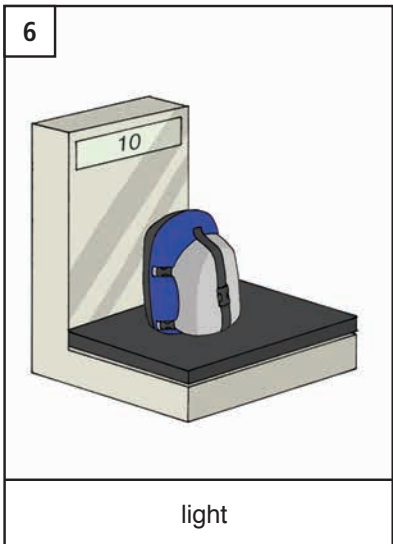
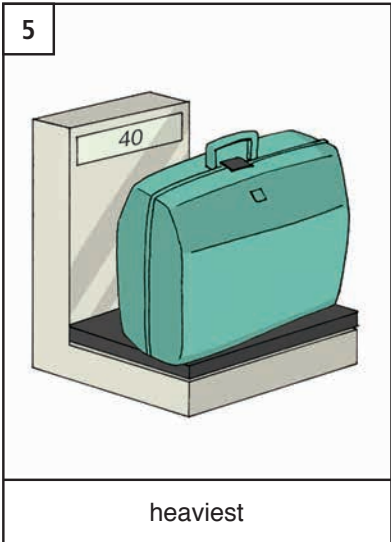
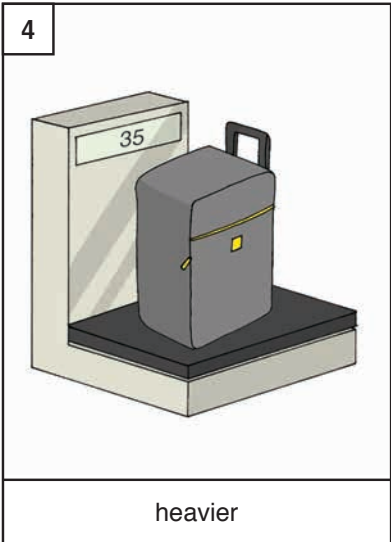
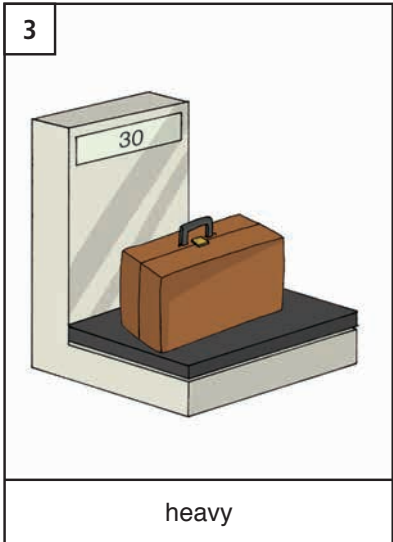
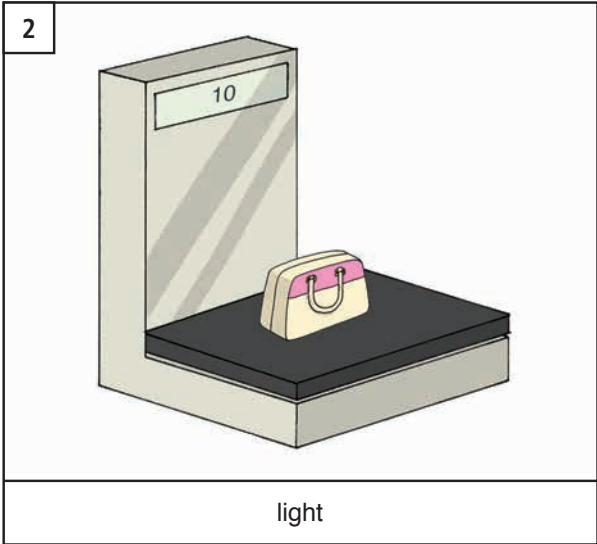
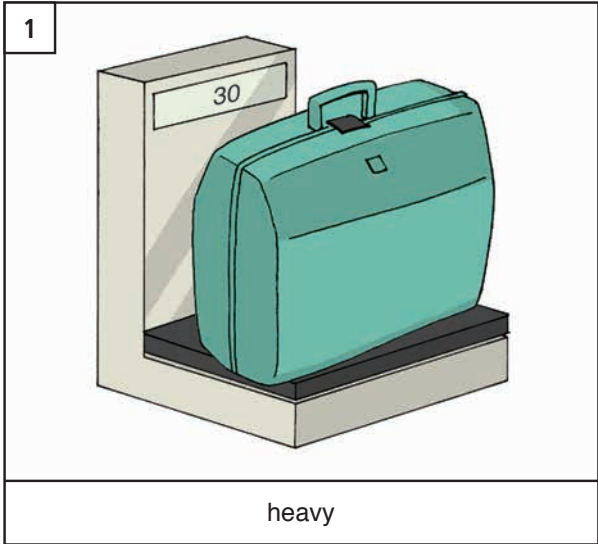


shorter



shortest

This one is better.



1



a pair of sunglasses

2



expensive



more expensive



most expensive

3



cheap




cheaper



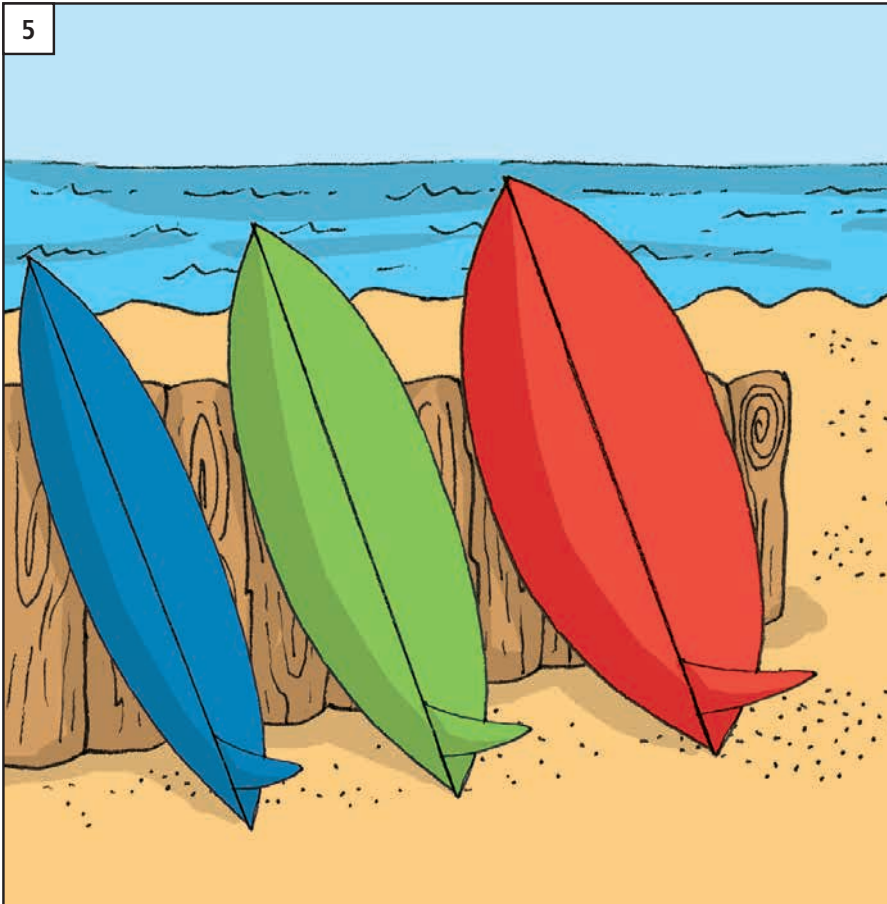
cheapest

4



a surfboard


5





wide

wider

widest

1	
pants	narrow      narrower      narrowest

2	
a cap	big      bigger      biggest

3	
a cap	small      smaller      smallest



UNIT 9

1

good          better          best

2

bad          worse          worst

3

RESTAURANT

RESTAURANT

I think this restaurant is good. What do you think?

4

RESTAURANT

RESTAURANT

I think this one is better.







5

I like that suitcase. What do you think?








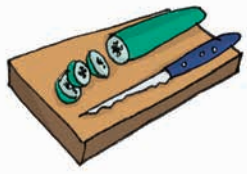
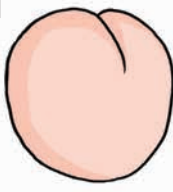











6




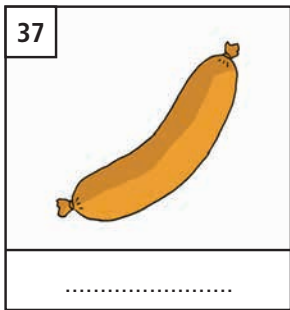
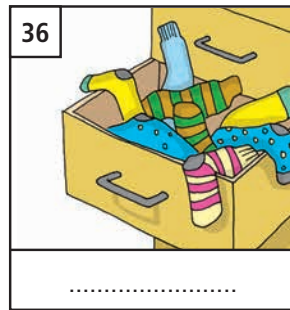

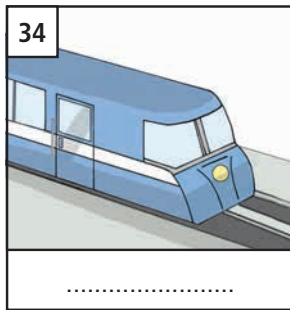











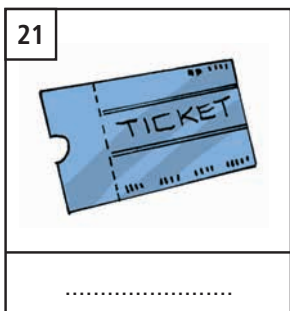
Yes, I think it's a good one, but that one is better. I like it very much.

# The Bensons



# UNIT 10: Revision and extension

1  apple .....	2  .....	3  .....	4  .....
5  .....	6  .....	7  .....	8  .....
9  .....	10  .....	11  .....	12  .....
13  .....	14  .....	15  .....	16  .....
17  .....	18  .....	19  .....	20  .....



## UNIT 10

### A

- |                                    |                            |
|------------------------------------|----------------------------|
| 1. Would you like a glass of milk? | a. An apple would be nice. |
| 2. She's tall, isn't she?          | b. No, I don't.            |
| 3. Do you like this restaurant?    | c. No, thank you.          |
| 4. What would you like?            | d. Yes, she is.            |

### B

- |                              |                             |
|------------------------------|-----------------------------|
| 1. What do you do?           | a. He was a police officer. |
| 2. What did you do?          | b. I was a teacher.         |
| 3. When were you a teacher?  | c. From 2009 to 2014.       |
| 4. What did your brother do? | d. I'm a taxi driver.       |

### C

- |                                 |                    |
|---------------------------------|--------------------|
| 1. Where are you from?          | a. Three weeks.    |
| 2. How long have you been here? | b. Yes, I do.      |
| 3. How did you get here?        | c. By train.       |
| 4. Do you like this hotel?      | d. I'm from Tokyo. |

### D

- |                             |                                |
|-----------------------------|--------------------------------|
| 1. This watch is expensive. | a. This one is bigger.         |
| 2. This house is big.       | b. This one is more expensive. |
| 3. Those books are cheap.   | c. Alan runs faster.           |
| 4. Max runs fast.           | d. These are cheaper.          |

Can                    eat                    glass of                    piece of                    something                    like



can't


take

too

I

you

your






about      most      heavier      isn't it      Sure      do      looks      me





UNIT 10

think by long from much since here For agree







- > to something you eat Would like
- > be nice chips Some would




- > cup you coffee Would a of like
- > please Yes



- > here you long have How been
- > months two For



- > here been How you long have
- > seventeenth Since September of the



- > get did you here How
- > taxi By



- > from Where you are
- > San Francisco from I'm



## UNIT 10: Answers

### Unit 10, page 82

- |           |             |                            |                   |
|-----------|-------------|----------------------------|-------------------|
| 1. apple  | 6. chips    | 11. suitcase               | 16. piece of cake |
| 2. bag    | 7. tomatoes | 12. nurse                  | 17. sandwich      |
| 3. banana | 8. cucumber | 13. bottle of orange juice | 18. peas          |
| 4. cookie | 9. peach    | 14. nuts                   | 19. cap           |
| 5. beans  | 10. plum    | 15. orange                 | 20. tablets       |

### Unit 10, page 83

- |             |                      |                 |                        |
|-------------|----------------------|-----------------|------------------------|
| 21. ticket  | 26. teacher          | 31. taxi driver | 36. socks              |
| 22. lettuce | 27. mechanic         | 32. tea         | 37. sausage            |
| 23. onions  | 28. police officer   | 33. bus         | 38. mushrooms          |
| 24. bread   | 29. receptionist     | 34. train       | 39. pair of sunglasses |
| 25. doctor  | 30. sales assistants | 35. burger      | 40. carrots            |

### Unit 10, page 84

- |                |                |                |                |
|----------------|----------------|----------------|----------------|
| A. 1c 2d 3b 4a | B. 1d 2b 3c 4a | C. 1d 2a 3c 4b | D. 1b 2a 3d 4c |
|----------------|----------------|----------------|----------------|

### Unit 10, page 85

- |              |                       |        |         |        |
|--------------|-----------------------|--------|---------|--------|
| 1. something | 2. piece of, glass of | 3. Can | 4. like | 5. eat |
|--------------|-----------------------|--------|---------|--------|

### Unit 10, page 86

- |      |              |        |                |
|------|--------------|--------|----------------|
| 1. I | 2. your, too | 3. you | 4. take, can't |
|------|--------------|--------|----------------|

### Unit 10, page 87

- |       |         |         |                      |          |              |
|-------|---------|---------|----------------------|----------|--------------|
| 1. me | 2. Sure | 3. most | 4. isn't it, heavier | 5. about | 6. do, looks |
|-------|---------|---------|----------------------|----------|--------------|

### Unit 10, page 88

- |             |              |                       |                |
|-------------|--------------|-----------------------|----------------|
| 2. here, by | 3. long, For | 4. think, much, agree | 5. from, since |
|-------------|--------------|-----------------------|----------------|

### Unit 10, page 89

1. Would you like something to eat?  
Some chips would be nice.
2. Would you like a cup of coffee?  
Yes, please.
3. How long have you been here?  
For two months.
4. How long have you been here?  
Since the seventeenth of September.
5. How did you get here?  
By taxi.
6. Where are you from?  
I'm from San Francisco.

### Unit 10, page 90

1. What do you think of Los Angeles?  
I think San Francisco is more interesting.
2. This suitcase is heavier.  
Yes, but this one is bigger.
3. I'm sorry. Could you repeat that please?
4. Did you like the movie?  
No. It was boring.
5. Do you like cake?  
Yes. I like it very much.
6. What do you do?  
I'm a manager.

## UNIT 11: What's the matter?

### In this unit you will learn the following:

- How to give greetings and farewells
- How to express obligation
- How to ask and answer about health

### Here are the words you will learn to use:

afternoon	earache	keep right	stars
arm	evening	knee	stomach
back	foot	leg	stomachache
backache	go home	moon	stop
bill	hand	morning	sun
bye	have to	night	take
dad	head	pay	tooth
day	headache	shoulder	toothache
ear	hurts	sorry	

### Here are some phrases you will learn to use:







Good morning.	Good night.	Have a nice day.
Good afternoon.	Goodbye.	Thanks for coming.
Good evening.	See you later.	You have to ...

### Here are some sentences you will practice:

Are you all right?	I'm sorry to hear that.	We have to pay \$87.50
What's the matter?	Thanks for coming.	I have to go now.
What's wrong?	I have a headache.	







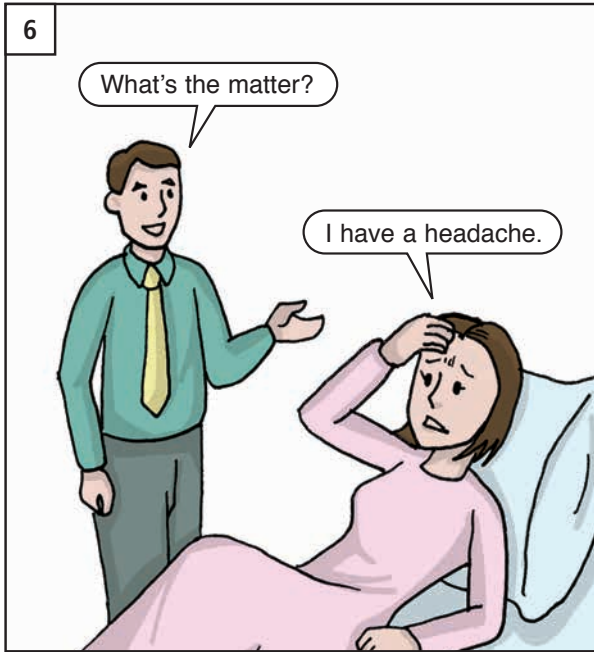
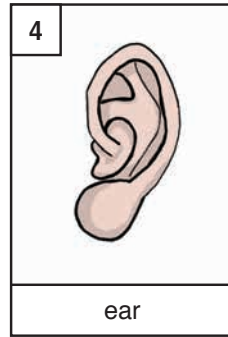
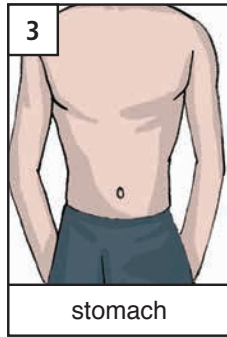
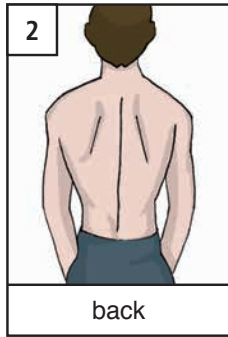
morning + afternoon + evening + night = 1 day






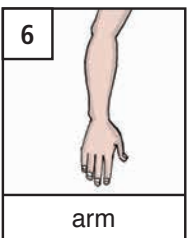
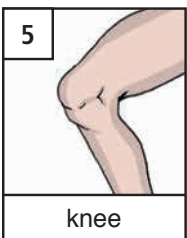
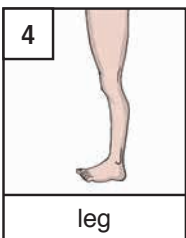
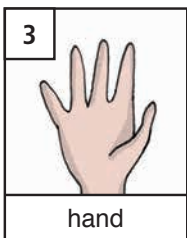
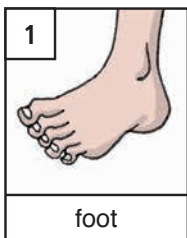
John is = John's













UNIT 11




What's the matter?



# The Bensons





## UNIT 12: I live in the big house.

In this unit you will learn the following:

- How to give your address
- How to talk about location
- How to use numbers over twenty

Here are the words you will learn to use:

address	next to	twenty-one	thirty
at	on	twenty-two	thirty-one
call	opposite	twenty-three	forty
card	police station	twenty-four	fifty
corner	road	twenty-five	sixty
get	street	twenty-six	seventy
hospital	will	twenty-seven	eighty
I'll		twenty-eight	ninety
near		twenty-nine	one hundred
next door			one hundred and one

Here are some phrases you will learn to use:

I live at ...

Around the corner

On the corner

Here are some sentences you will practice:

Where do you live?

What's your address?

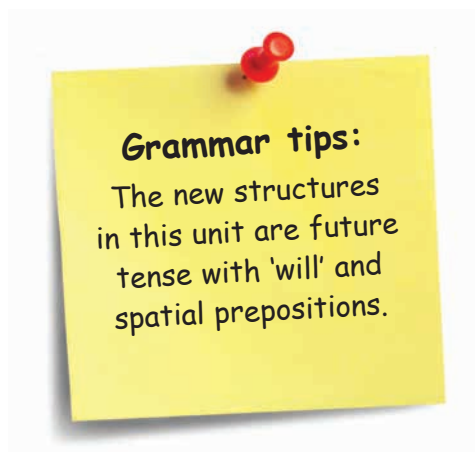
Where's the police station?



He lives next door.

She's my neighbor.

I live in the big house around the corner.

I'll call you on Friday.





**21**

twenty-one

**22**

twenty-two

**23**

twenty-three

**24**

twenty-four

**25**

twenty-five

**26**

twenty-six

**27**

twenty-seven

**28**

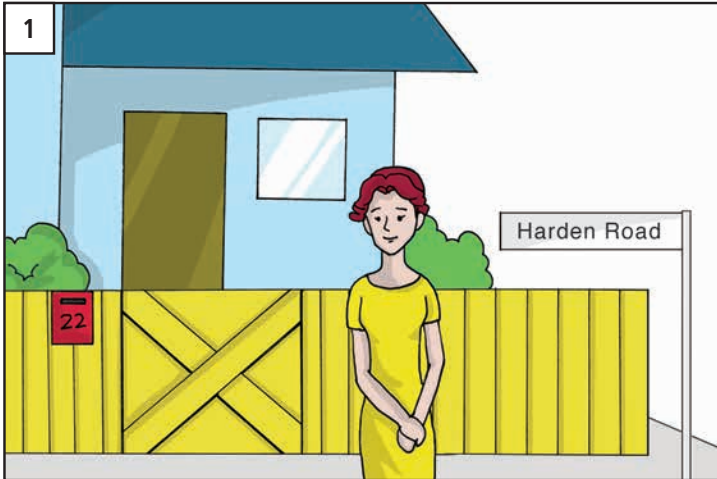
twenty-eight

**29**

twenty-nine

**30**

thirty



**31**

thirty-one

**40**

forty

**50**

fifty

**60**

sixty

**70**

seventy

**80**

eighty

**90**

ninety

**100**



one hundred


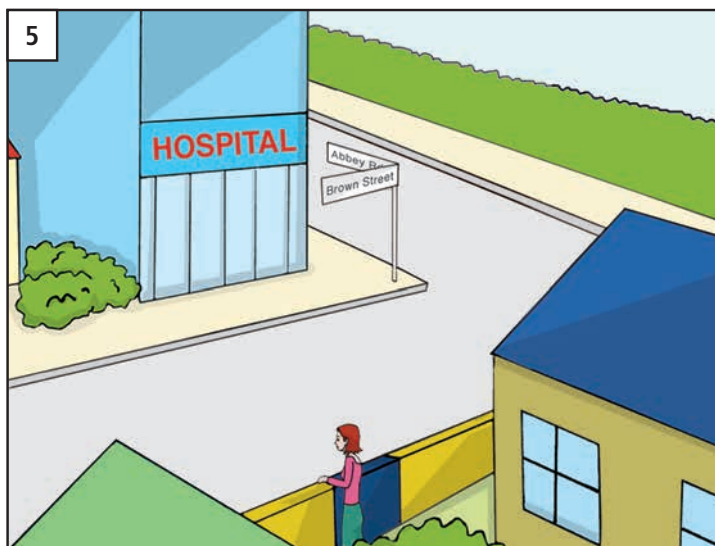



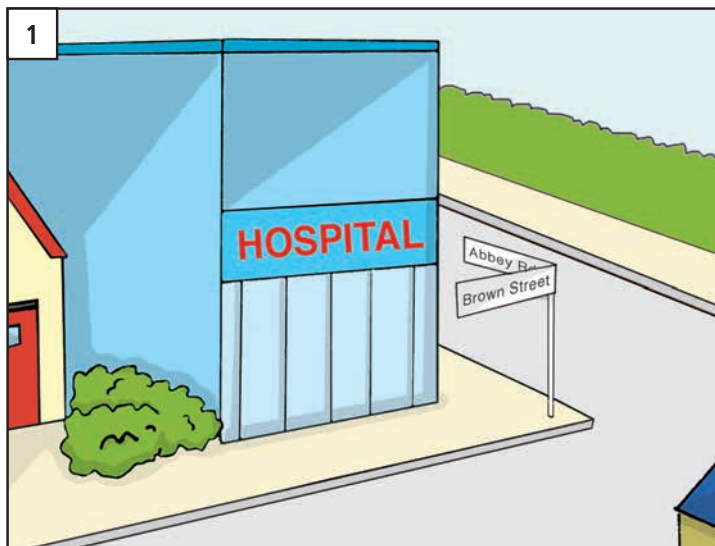
**200**

two hundred




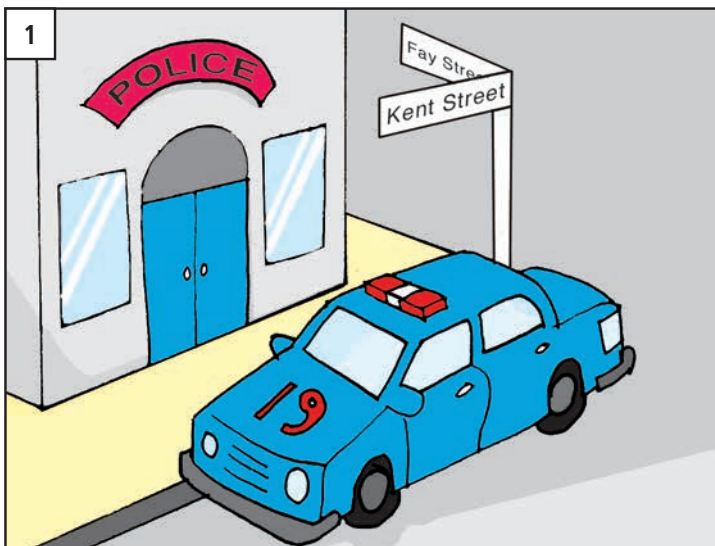
**201**


two hundred and one
























I will = I'll



# The Bensons





## UNIT 13: How much is this purse?

In this unit you will learn the following:

- How to buy things
- How to talk about hobbies, skills and interests
- How to give advice

Here are the words you will learn to use:

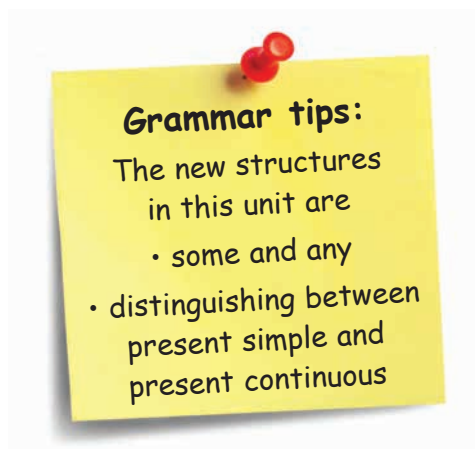
any	door	old	trumpet
bag	drugstore	or	tube
box	egg	piano	violin
carton	floor	play	wait
cash	guitar	room	waiting room
ceiling	make	some	wall
credit card	need	toothbrush	window
do	new	toothpaste	




Here are some phrases you will learn to use:

No problem.	Do you take ... ?	How's your ... now?
That's okay.	Do you have ... ?	You should ...




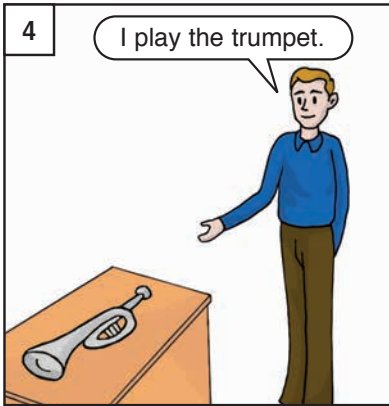


Here are some sentences you will practice:

I play the guitar.	Do you play the trumpet?	You should take some tablets.
She's playing the violin.	Do you have any bananas?	














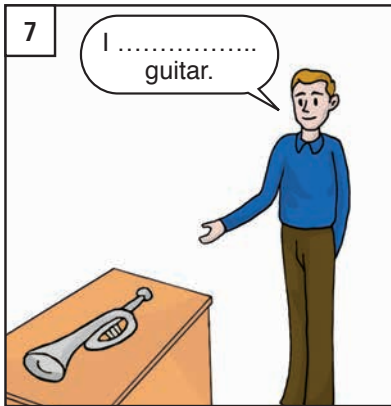












How much is this purse?





How much is this purse?

1



an old car

2



a new car

3



He needs a new car.

4



an old pair of shoes

5




a new pair of shoes

6




He needs a new pair of shoes.





7




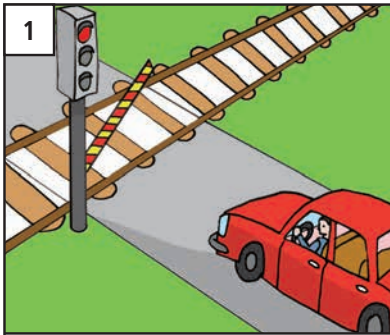
a ticket

8



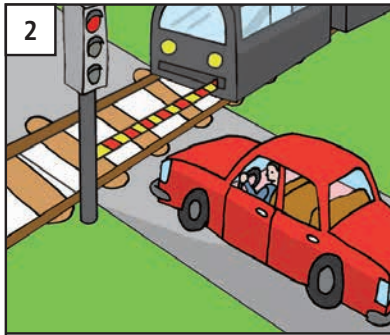






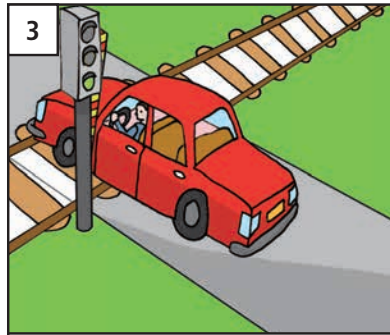
1

stop



2

wait



3

go



4

Wait for me.



5

Let's wait for him.

Sure. We'll wait.

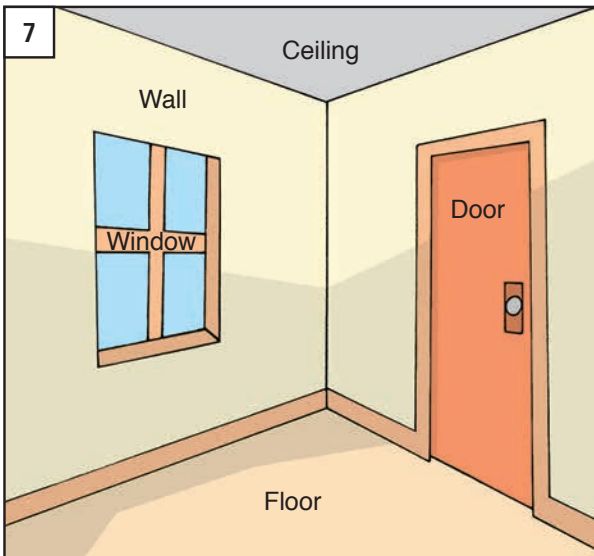


6

Thanks for waiting.

That's okay.

No problem.



7

Ceiling


Wall

Window

Door

Floor

a room



8

Dr. John

a waiting room



how is = how's

<p>1</p> <p>Are you all right?</p> <p>No. I have a headache.</p>	<p>2</p> <p>I'm sorry to hear that.</p>	<p>3</p> <p>How's your headache now?</p> <p>It's worse. It's very bad.</p>
--	---	--



<p>4</p> <p>You should take some tablets.</p>	<p>5</p>	<p>6</p> <p>How's your headache now?</p> <p>It's better, thanks.</p>
---	----------	--

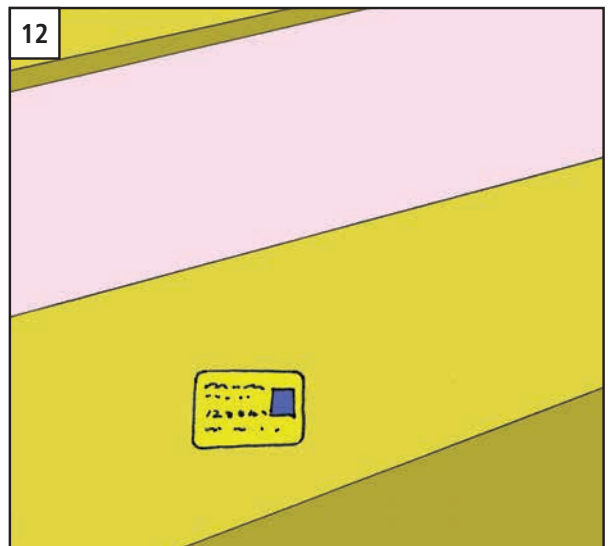




<p>7</p> <p>some chips</p>	<p>8</p> <p>a bag of chips</p>	<p>9</p> <p>an egg</p>	<p>10</p> <p>a carton of eggs</p>	<p>11</p> <p>a tablet</p>
----------------------------	--------------------------------	------------------------	-----------------------------------	---------------------------

<p>12</p> <p>a box of tablets</p>	<p>13</p> <p>a toothbrush      some toothpaste</p>	<p>14</p> <p>a tube of toothpaste</p>
-----------------------------------	--	---------------------------------------



# The Bensons





## UNIT 14: It's the second street on the left.

In this unit you will learn the following:

- How to ask for directions
- How to give directions
- How to use ordinal numbers
- How to use colors

Here are the words you will learn to use:

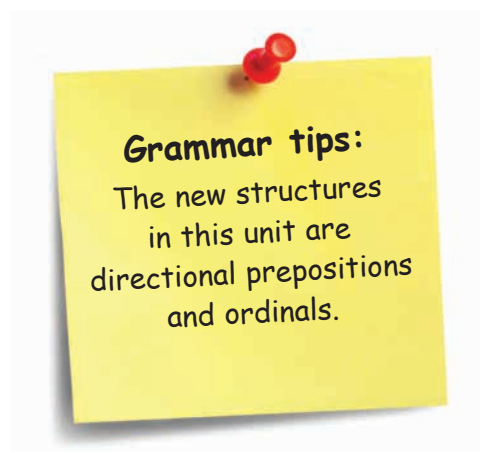
bank	green	supermarket	first
before	left	taxi rank	second
black	orange	toilet	third
blue	past	traffic lights	fourth
brown	post office	turn	fifth
bus stop	railway station	with	sixth
car park	red	white	seventh
cinema	right	yellow	eighth
fence	roof		ninth
gas station	stadium		tenth





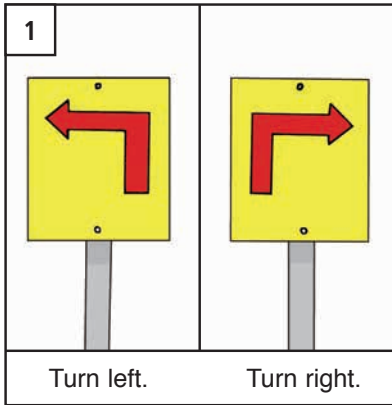
Here are some phrases you will learn to use:

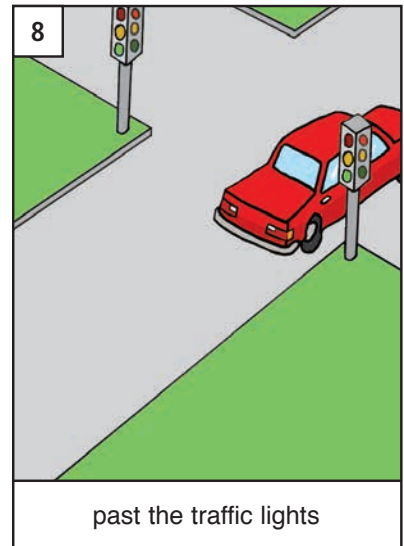
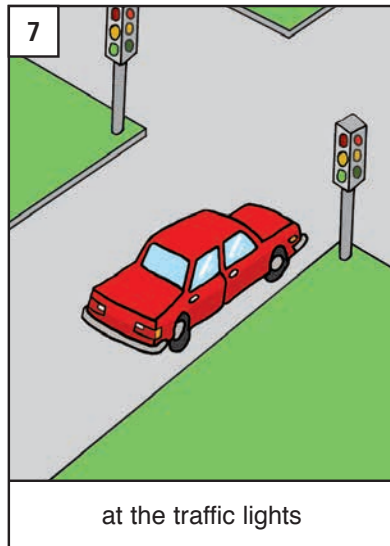
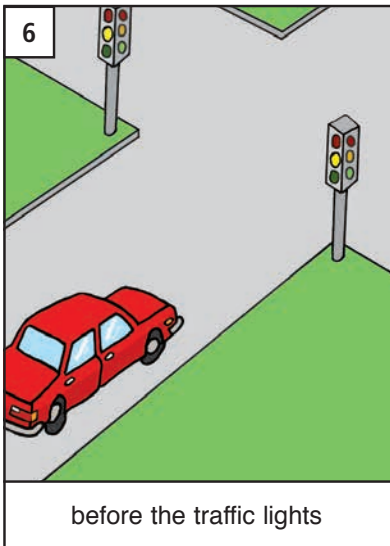
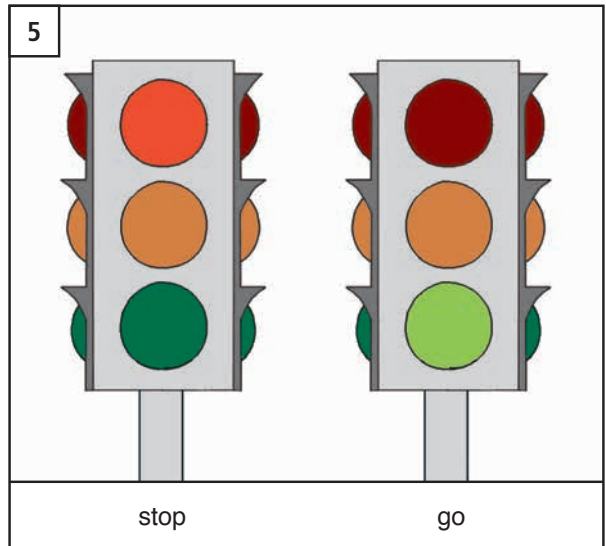
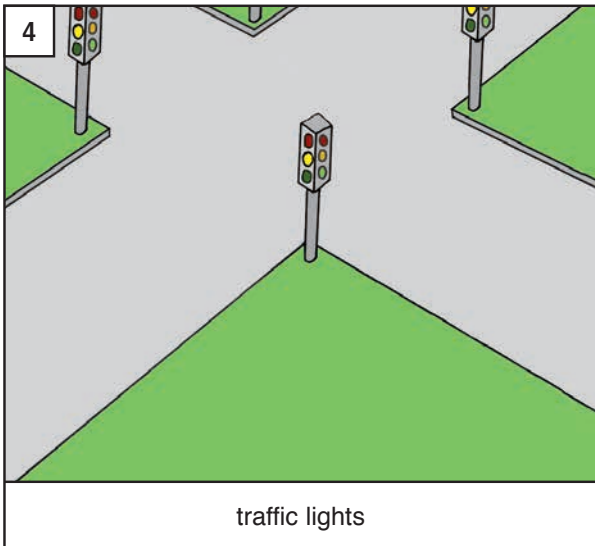
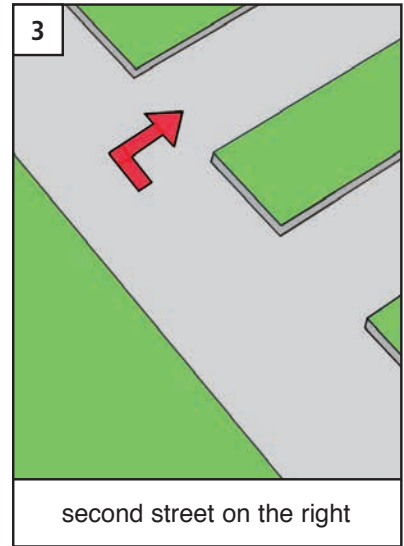
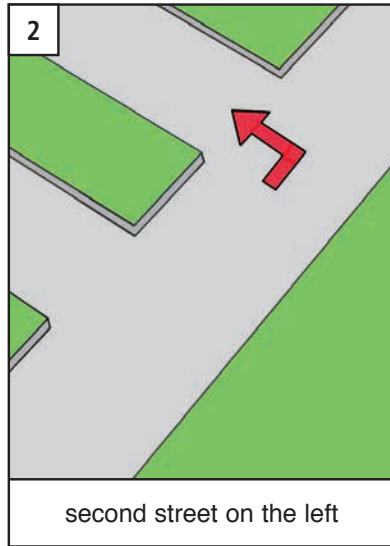
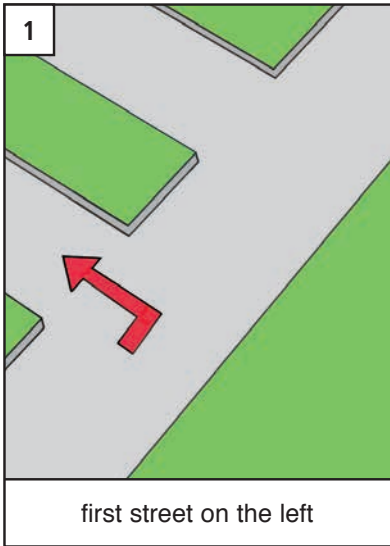
Straight ahead	On the right	Turn left before ...
On the left	Go past ...	

Here are some sentences you will practice:





Turn left here.	Go past the restaurant and it's the first street on the left.
Go straight ahead.	The taxi rank is opposite the railway station.
Take the first street on the right.	It's a white house with a red roof.









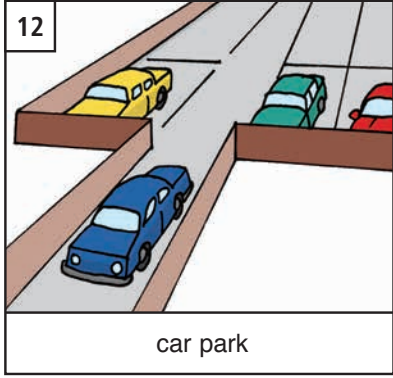
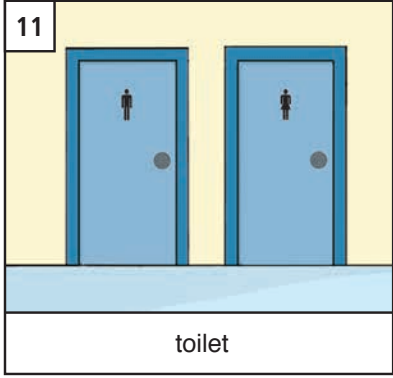

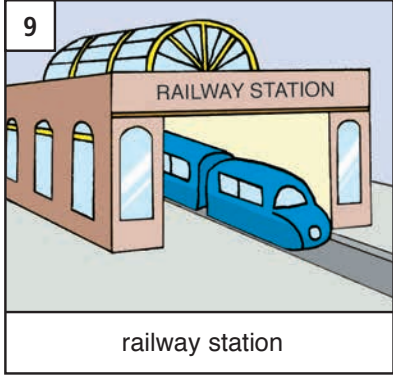



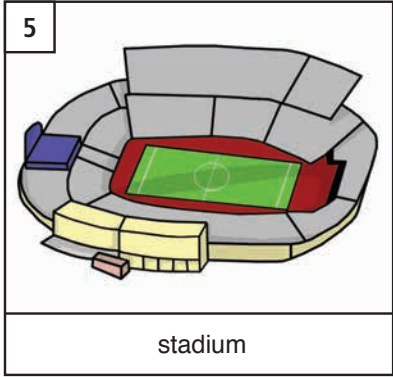
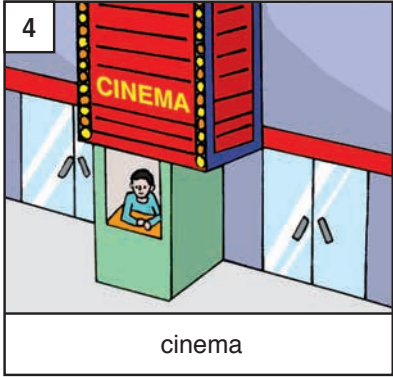
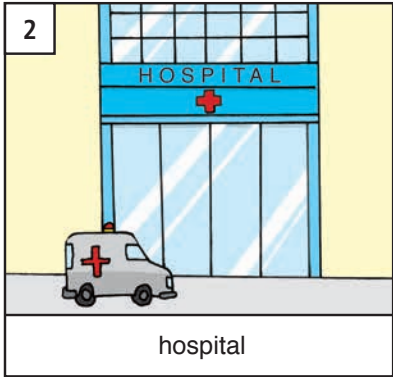



It's the second street on the left.

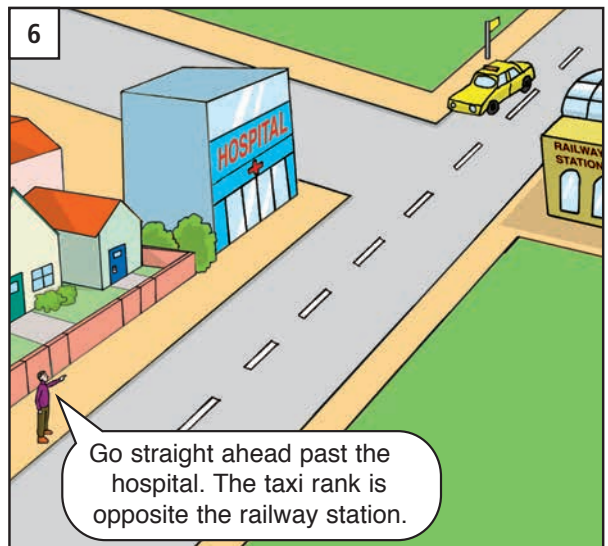
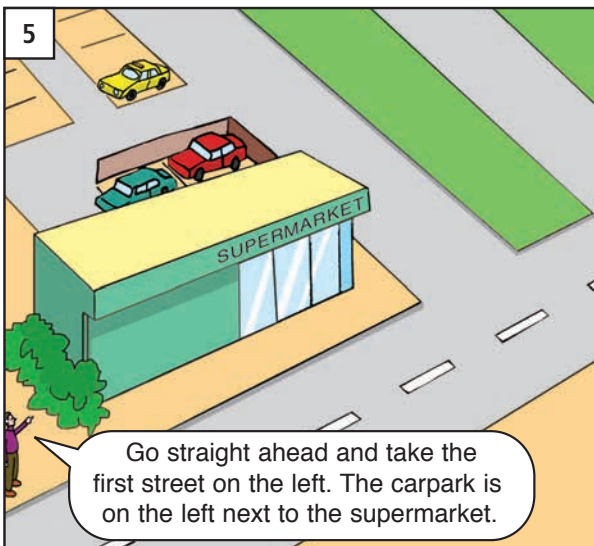
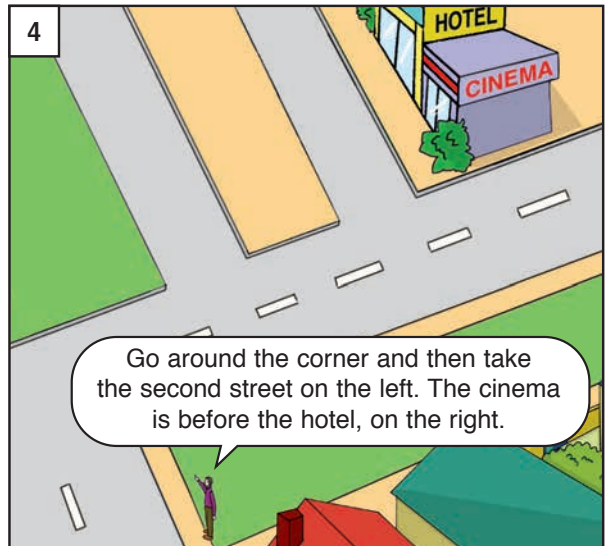
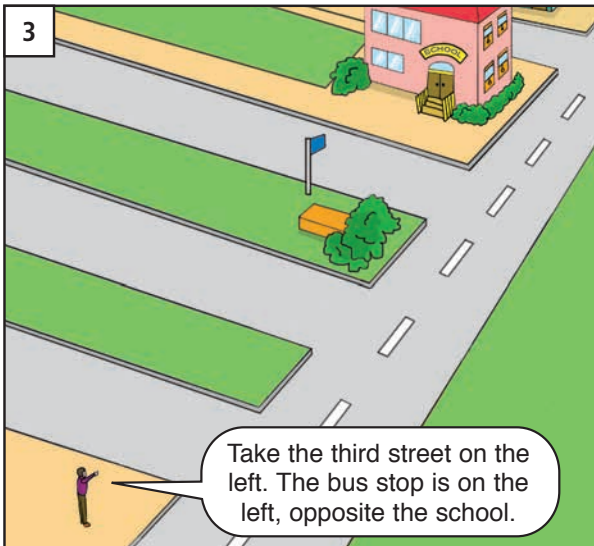
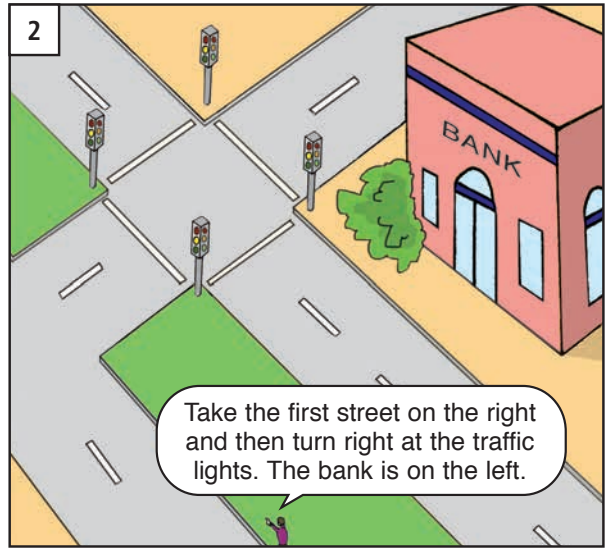
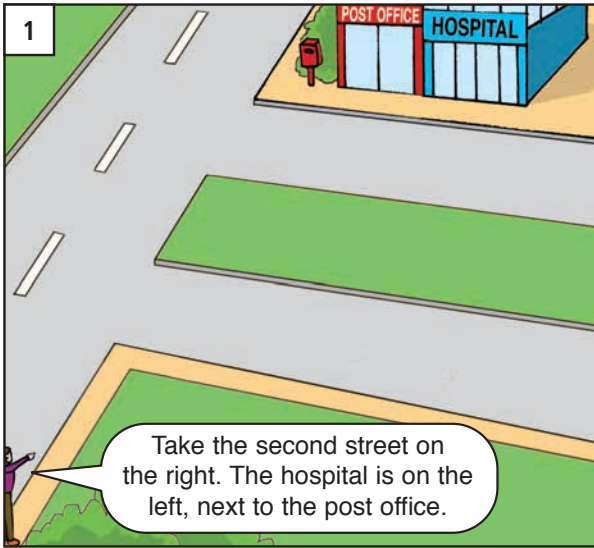





Excuse me, where's the...?









1

a red car

2

two red cars

3

a white car

4

two white cars

5

a red and white car

6

two red and white cars

7

a house

8

a roof

9

a fence

10

a white house with a red roof

11

a yellow house with a blue roof and a green fence


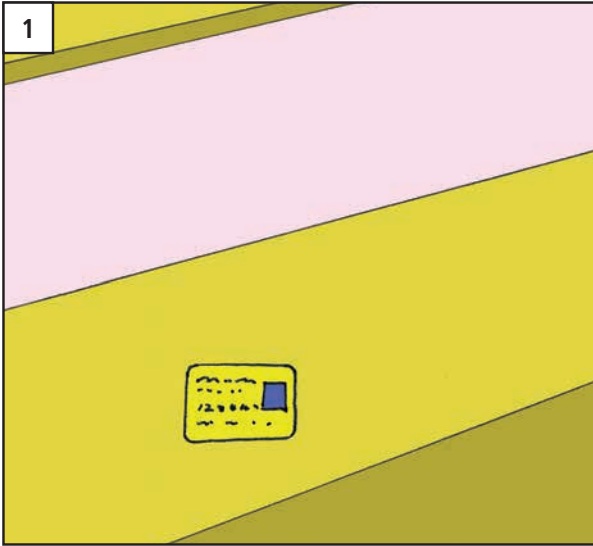
12



a .....

13





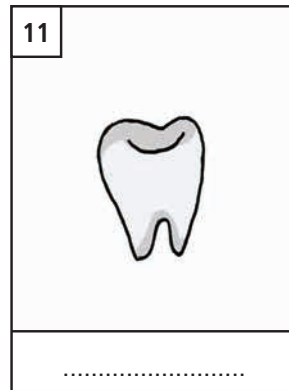
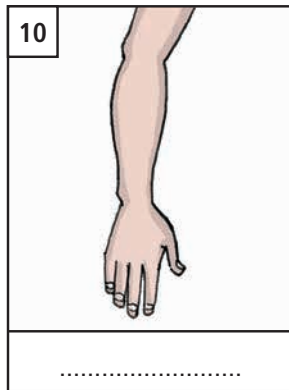
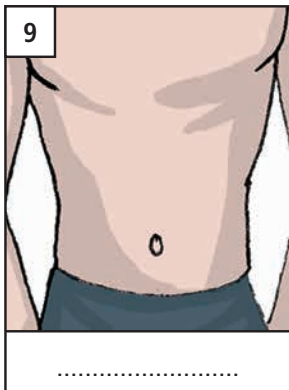
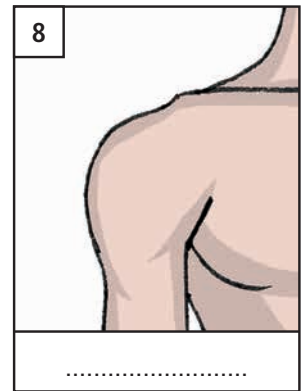
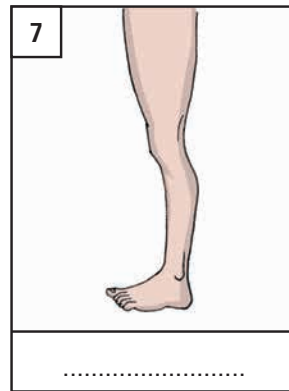
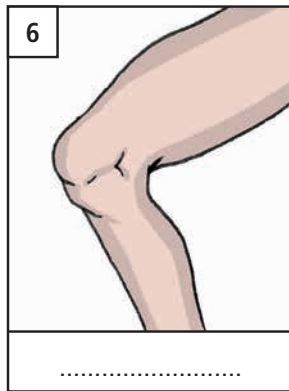
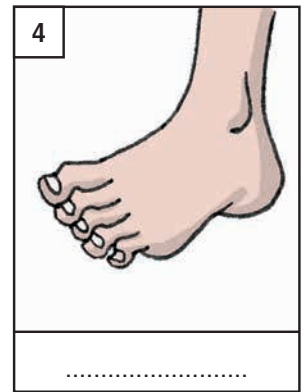
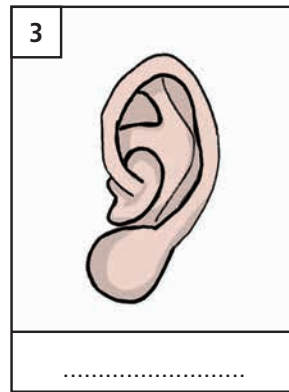
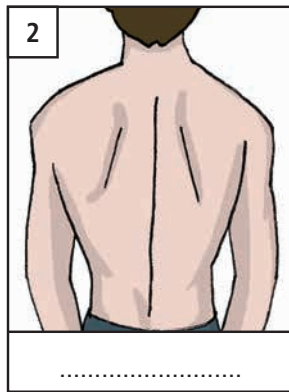
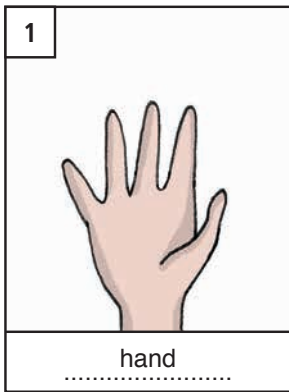
a .....







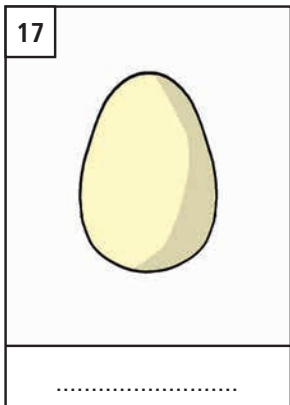
# The Bensons





# UNIT 15: Revision and extension





## UNIT 15

### A

- |                         |                            |
|-------------------------|----------------------------|
| 1. Good morning.        | a. At 2 Richmond Street.   |
| 2. What's the matter?   | b. Better, thanks.         |
| 3. I have a headache.   | c. Good morning.           |
| 4. How's your headache? | d. It's 2 Richmond Street. |
| 5. Where do you live?   | e. I have a headache.      |
| 6. What's your address? | f. I'm sorry to hear that. |

### B

- |                             |                                     |
|-----------------------------|-------------------------------------|
| 1. How's your headache now? | a. It's ten dollars.                |
| 2. How much is this?        | b. My arm hurts                     |
| 3. How much are they?       | c. Credit, please.                  |
| 4. Cash or credit?          | d. It's straight ahead on the left. |
| 5. Are you all right?       | e. They're five dollars.            |
| 6. Where's the hospital?    | f. Much better, thanks.             |

### C

- |                              |                    |
|------------------------------|--------------------|
| 1. Do we have any apples?    | a. Yes, she does.  |
| 2. Do you play the violin?   | b. Yes, we do.     |
| 3. Do I need a ticket?       | c. No, they don't. |
| 4. Does she have any cash?   | d. Yes, he does.   |
| 5. Does he play the trumpet? | e. No, I don't.    |
| 6. Do they have a new car?   | f. Yes, you do.    |

hurt

take

chemist

since

evening

at

how

for


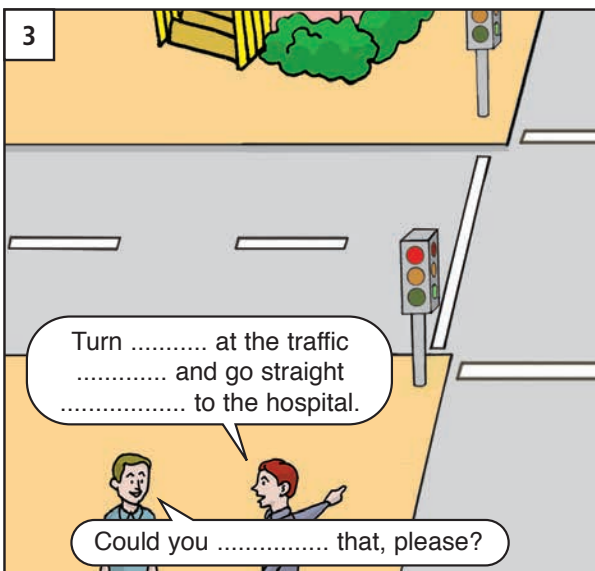


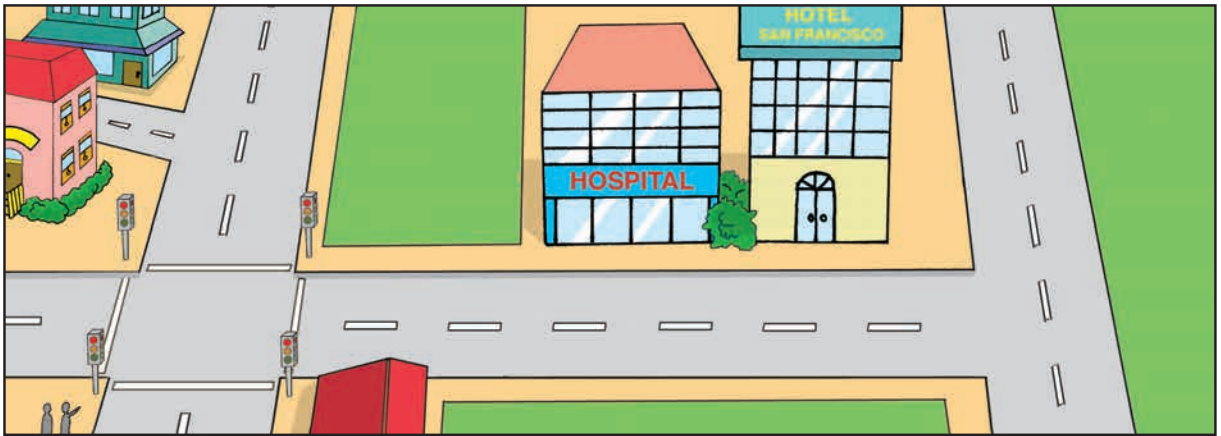
have





UNIT 15

repeat lights ahead left lights tell right left help ahead



look


take

next

much

Where

like



live

I'll


How's


My

for


right

with






- > wrong What's
- > shoulder hurts My.




- > matter the What's
- > headache a have I



- > I to go now have
- > a What pity



- > you do Where live
- > 41 Wik Street live I at



- > me the car where's park Excuse
- > Sorry know don't I



- > bank the Where's
- > corner It's the around

UNIT 15



- > ticket need a You
- > much How it is




- > I you help Can
- > these How Yes much shoes are




- > now your tooth How's
- > thanks Better



- > take Do Visa you
- > Sure



- > go We now to have
- > taxi a I'll call



- > you me waiting for for Thank
- > OK That's

## UNIT 15: Answers

### Unit 15, page 132

- |         |             |            |                 |
|---------|-------------|------------|-----------------|
| 1. hand | 5. head     | 9. stomach | 13. moon        |
| 2. back | 6. knee     | 10. arm    | 14. stars       |
| 3. ear  | 7. leg      | 11. tooth  | 15. cash        |
| 4. foot | 8. shoulder | 12. sun    | 16. credit card |

### Unit 15, page 133

- |                |                    |                  |                     |
|----------------|--------------------|------------------|---------------------|
| 17. egg        | 21. taxi rank      | 25. waiting room | 29. hospital        |
| 18. address    | 22. toilet         | 26. bank         | 30. police station  |
| 19. window     | 23. traffic lights | 27. bus stop     | 31. post office     |
| 20. toothbrush | 24. gas station    | 28. cinema       | 32. railway station |

### Unit 15, page 134

A. 1c 2e 3f 4b 5a 6d B. 1f 2a 3e 4c 5b 6d C. 1b 2e 3f 4a 5d 6c

### Unit 15, page 135

2. how, have 3. Since 4. hurt 5. take, for, evening 6. at, chemist

### Unit 15, page 136

1. help 3. left, lights, ahead, repeat 4. left, lights, ahead, right

### Unit 15, page 137

1. Where 2. much 3. look 4. next 5. take 6. like

### Unit 15, page 138

1. right, My 3. I'll 4. live, with 5. for 6. How's


### Unit 15, page 139


1. What's wrong?  
My shoulder hurts.
2. What's the matter?  
I have a headache.
3. I have to go now.  
What a pity.
4. Where do you live?  
I live at 41 Wik Street.
5. Excuse me, where's the car park?  
Sorry, I don't know.
6. Where's the bank?  
It's around the corner.


### Unit 15, page 140



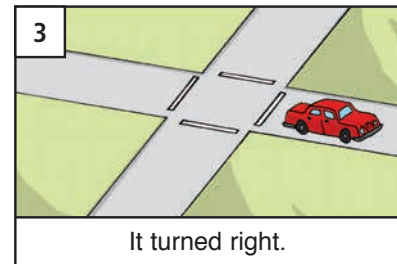
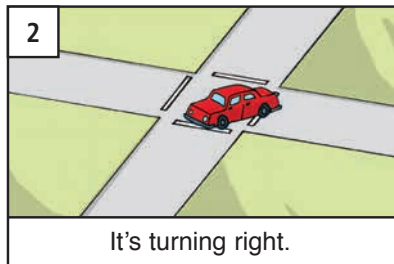
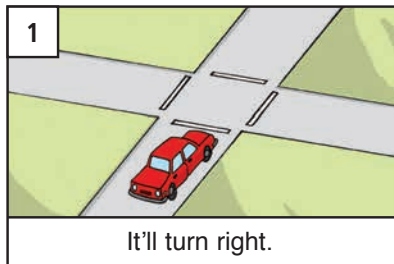
1. You need a ticket.  
How much is it?
2. Can I help you?  
Yes. How much are these shoes?
3. How's your tooth now?  
Better, thanks.
4. Do you take Visa?  
Sure.
5. We have to go now.  
I'll call a taxi.
6. Thank you for waiting for me.  
That's OK.



 it will = it'll

 he will = he'll

 she will = she'll











turn  
play  
call  
work  
arrive  
agree  
wait  
stop  
wash  
open  
close  
pull  
push  
talk


turning  
playing  
calling  
working  
arriving  
agreeing  
waiting  
stopping  
washing  
opening  
closing  
pulling  
pushing  
talking







turned  
played  
called  
worked  
arrived  
agreed  
waited  
stopped  
washed  
opened  
closed  
pulled  
pushed  
talked



UNIT 16








 they will = they'll



run  
eat  
bring  
come  
go  
take  
do  
meet  
have  
leave  
think  
pay  
hurt  
get  
make  
teach  
sleep  
write  
buy  
sell  
drive

running  
eating  
bringing  
coming  
going  
taking  
doing  
meeting  
having  
leaving  
thinking  
paying  
hurting  
getting  
making  
teaching  
sleeping  
writing  
buying  
selling  
driving

ran  
ate  
brought  
came  
went  
took  
did  
met  
had  
left  
thought  
paid  
hurt  
got  
made  
taught  
slept  
wrote  
bought  
sold  
drove



She bought a cake.



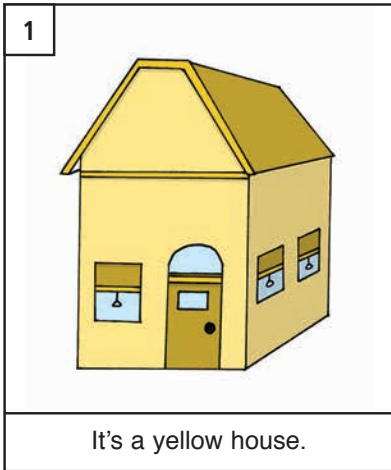
..... a cake.





She's buying a cake.



She ..... a cake.




It's a yellow house.





It was a yellow house.  
Now it's a red house.

I am  
You are  
He is  
She is  
It is  
We are  
They are

I was  
You were  
He was  
She was  
It was  
We were  
They were





They're clean cars.



They were clean cars.  
Now they're dirty cars.

# The Bensons





I will = I'll

7

Did you meet anyone at the party?

Yes. I met Ben and talked to him.

8

And I met Jill. She's Ben's sister.

And we met Steve. He's from Australia and he teaches English. Where's Dad?

9

He went to a meeting. How did you get home?

We called a taxi.

10

Did you have anything to eat?

No, but we had something to drink.

11

Would you like something to eat now?

Yes please.

No thanks. I think I'll go to bed.

12

Goodnight.

Goodnight, Anne.

## UNIT 17: They're working in the garden.

In this unit you will learn the following:

- How to answer the telephone
- How to make a telephone call
- How to talk about what you like and don't like

Here are the words you will learn to use:

after	drink	lunch	short
ask	empty	message	speak
beep	football	newspaper	swim
before	full	number	telephone (phone)
breakfast	garden	play	television
busy	golf	please	tennis
chess	hair	read	watch
dinner	long	shop	work

Here are some phrases you will learn to use:

have a haircut

leave a message

take a message

Here are some sentences you will practice:

He likes playing the piano.

Do you like washing the car?

I'll get it.

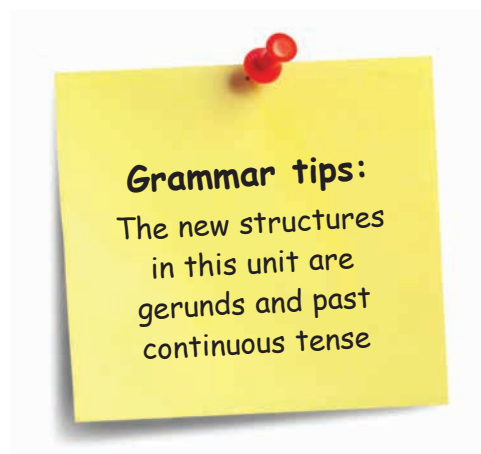
Hello. John speaking.


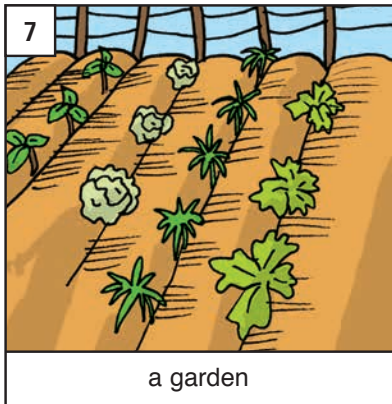



Can I speak to Tom, please?

Please call me after lunch.








Who's calling?

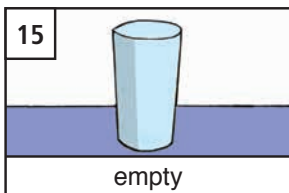
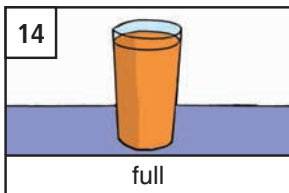



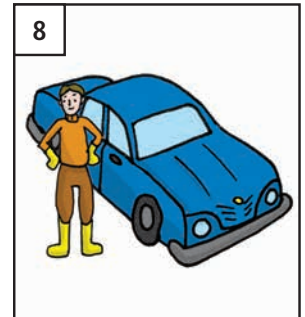

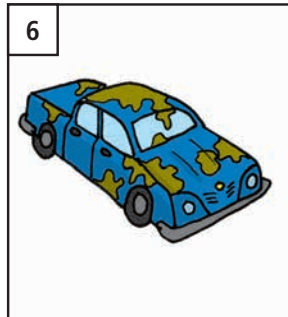



I'm sorry, she's busy. Can I take a message?





















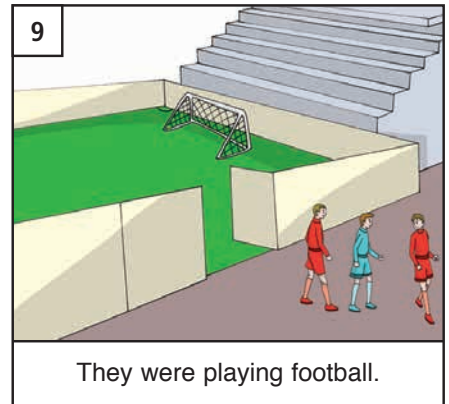
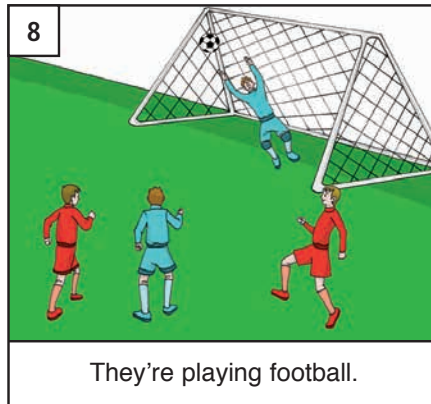
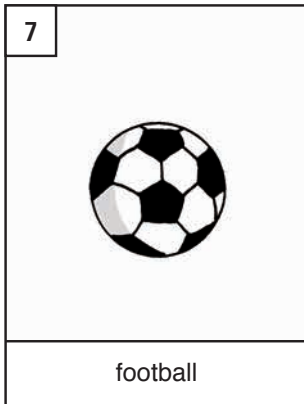

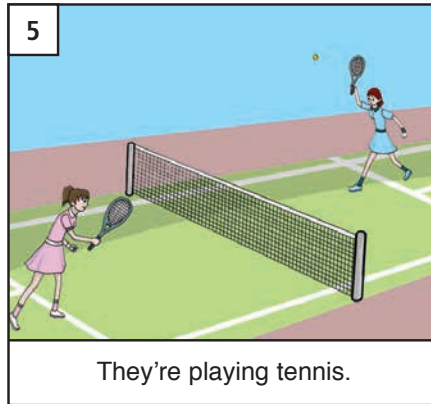


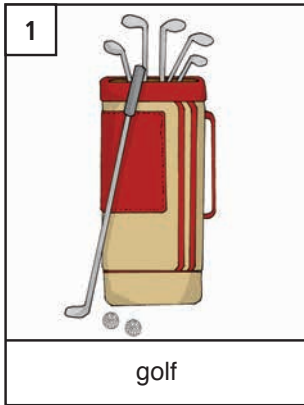


















# The Bensons





## UNIT 18: What's the time?

In this unit you will learn the following:

- How to say the time
- How to make appointments

Here are the words you will learn to use:

a.m.	flight	p.m.	wedding
angry	half	quarter	welcome
appointment	happy	sad	worried
clock	late	today	yesterday
early	o'clock	tomorrow	

Here are some phrases you will learn to use:

What's the time?	At one thirty	Half past
Make an appointment	A quarter past	A quarter to

Here are some sentences you will practice:

Can you tell me the time, please?	I'll meet you at twenty past ten.
It's two o'clock.	When does the train leave?
When's the meeting?	Your flight leaves at eight thirty-five tomorrow evening.



1

some clocks

2

one o'clock

3

two o'clock

4

three o'clock

5

one o'clock

6

two o'clock

7

three o'clock

8

a watch

9

What's the time, please?

It's two o'clock.

10

one fifteen

11

one thirty

12

one forty-five

13

a quarter

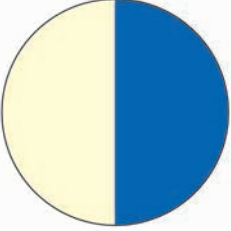
14

a quarter past one

15

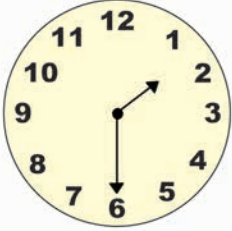
a quarter past nine

1




a half

2



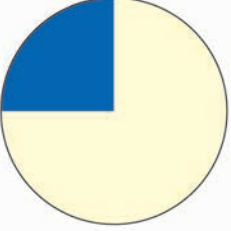
half past one

3




half past ten

4




a quarter

5



a quarter to two

6



a quarter to twelve

7

Can you tell me the time, please?



It's a quarter past five.

8

Can you tell me the time, please?



It's half past five.

9

Can you tell me the time, please?



It's a quarter to six.

10


.....



.....

11


.....



.....

12

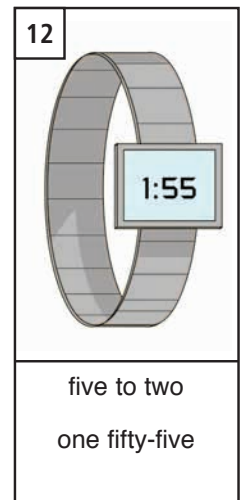
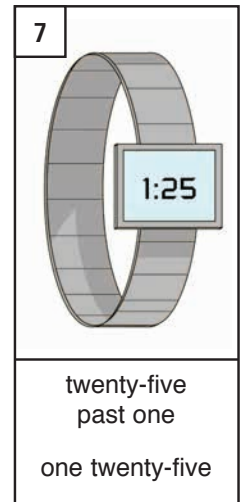
.....






.....




when is = when's































# The Bensons





## UNIT 19: You're not allowed to park here.

### In this unit you will learn the following:

- How to use public transport
- How to ask for permission
- How to give or refuse permission

### Here are the words you will learn to use:

bicycle	heated	missed	timetable
change	hour	park	tram
ferry	minute	parked	use
heat	miss	second	used






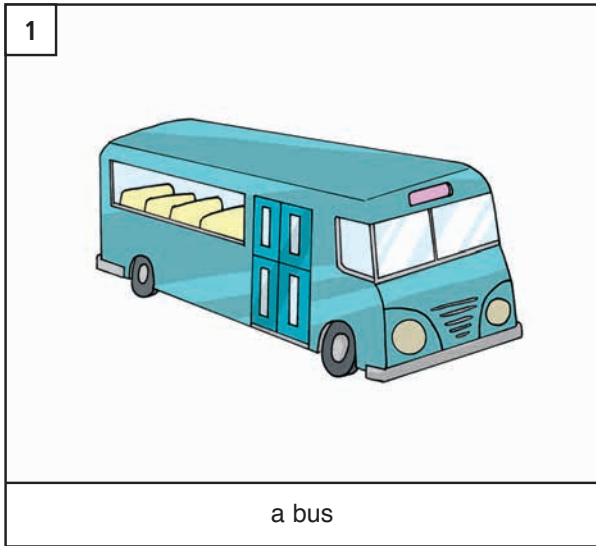
### Here are some phrases you will learn to use:

Does this bus go to ... ?	get off	How many ... ?
How long ... ?	No parking.	
get on	You're not allowed to ...	







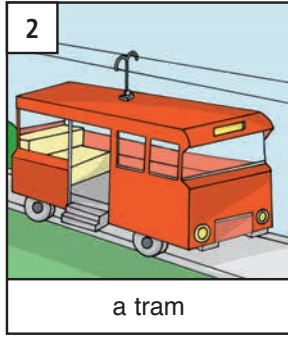

### Here are some sentences you will practice:



He's waiting for the bus.	Can you tell me when to get off, please?
He's going by bus.	Here you are.
She missed the bus.	You're not allowed to swim here.





UNIT 19








UNIT 19

1



1:00                      2:00

one hour

2



The meeting is in one hour.


3



How long will it take?

Two hours.


4



2:00                      2:30

half an hour


5



2:30                      2:45

quarter of an hour


6



When does the plane for New York leave?

In half an hour.

7



2:45                      2:46

one minute


8



The shop opens in three minutes.

OPEN 9:00 A.M.


9



2:46:01                      2:46:02

one second



10



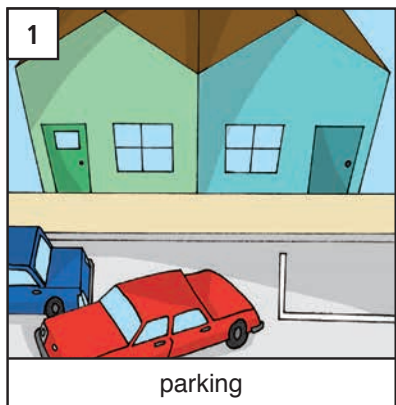


20 seconds






Heat for 20 seconds











# The Bensons







# UNIT 20: Revision and extension

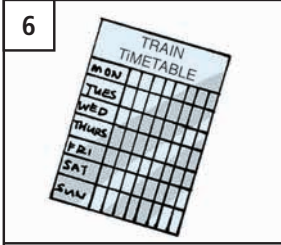
1  bicycle  
.....

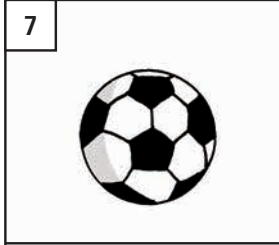
2  .....

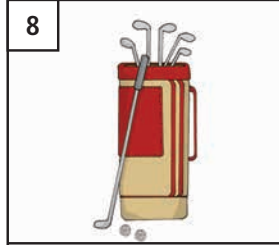
3  .....


4  .....


5  .....


6  .....


7  .....


8  .....

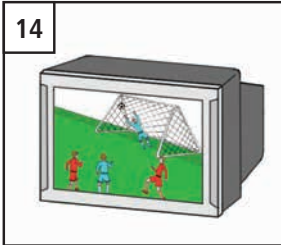
9  .....

10  .....


11  .....


12  .....


13  .....


14  .....


15  .....

16  .....

17  .....

18  .....

19  .....

20  .....

**A**

- |                                |   |
|--------------------------------|---|
| 1. Can I speak to Sue, please? | a. It's 874298.                             |
| 2. Who's calling?              | b. Sorry, she's busy. Can I take a message? |
| 3. Can I take a message?       | c. This is Peter.                           |
| 4. What's your number?         | d. Ask her to call me after lunch, please.  |

**B**

- |                                     |                              |
|-------------------------------------|------------------------------|
| 1. What's the time?                 | a. Tomorrow at two o'clock.  |
| 2. When's the appointment?          | b. Yesterday at two o'clock. |
| 3. When was the meeting?            | c. It's two o'clock.         |
| 4. You're not allowed to park here. | d. Sorry. I didn't know.     |

**C**




- |                                    |                          |
|------------------------------------|--------------------------|
| 1. Does this bus go to Crown Road? | a. Three dollars twenty. |
| 2. When's the next train?          | b. Sure, here you are.   |
| 3. How much to Richmond Street?    | c. At half past four.    |
| 4. Have you got a timetable?       | d. Yes, it does.         |

**D**

- |                                     |                     |
|-------------------------------------|---------------------|
| 1. Does she like playing the piano? | a. No, he doesn't.  |
| 2. Do you like watching television? | b. Yes, they do.    |
| 3. Does he like playing football?   | c. No, she doesn't. |
| 4. Do they like shopping?           | d. Yes, I do.       |



late    message    meet    past    I'll    ten    leave    speaking    time



wait




next

In

late

earlier

At



UNIT 20

went

ate

bought





didn't

liked



thought

stayed


for



lift      room      key      third      names      like      floor      open      watching



UNIT 20




- > I speak John Can to
- > him get I'll Sure.




- > the What's time
- > a seven to It's quarter



- > is the to next When Rockdale train
- > thirty eleven At five




- > open restaurant does When the
- > this quarter a seven past evening At




- > meeting the When's
- > nine morning past At tomorrow half




- > arrive When plane the does
- > past At half afternoon this two




> bus go Crown Road this Does to  
> does Yes it




> this Queenscliff to go Does train  
> doesn't No it



> to much Kingsfield How it is  
> dollars three It's



> running like you Do  
> don't I No



> driving like you Do  
> I Yes do



> allowed You are not park here to  
> know I Sorry didn't

## UNIT 20: Answers

### Unit 20, page 182

- |              |              |                |             |
|--------------|--------------|----------------|-------------|
| 1. bicycle   | 6. timetable | 11. newspaper  | 16. clock   |
| 2. tram      | 7. football  | 12. chess      | 17. happy   |
| 3. breakfast | 8. golf      | 13. telephone  | 18. angry   |
| 4. lunch     | 9. tennis    | 14. television | 19. worried |
| 5. dinner    | 10. message  | 15. wedding    | 20. sad     |

### Unit 20, page 183

- A. 1b 2c 3d 4a    B. 1c 2a 3b 4d    C. 1d 2c 3a 4b    D. 1c 2d 3a 4b

### Unit 20, page 184

1. time    2. leave, message, ten, past, late    3. I'll    4. speaking    5. meet

### Unit 20, page 185

2. At    3. In    4. earlier    5. late, wait    6. next

### Unit 20, page 186

1. didn't, for    2. stayed, thought    3. went    4. liked    5. ate    6. bought

### Unit 20, page 187

1. room    2. names    3. like    4. watching    5. floor, third    6. key, open

### Unit 20, page 188

1. Can I speak to John?  
Sure, I'll get him.
2. What's the time?  
It's a quarter to seven.
3. When's the next train to Rockdale?  
At eleven thirty five.
4. When does the restaurant open?  
At a quarter past seven this evening.
5. When is the meeting?  
At half past nine tomorrow morning.
6. When does the plane arrive?  
At half past two this afternoon.

### Unit 20, page 189

1. Does this bus go to Crown Road?  
Yes, it does.
2. Does this train go to Queenscliff?  
No, it doesn't.
3. How much is it to Kingsfield?  
It's three dollars.
4. Do you like running?  
No, I don't.
5. Do you like driving?  
Yes, I do.
6. You are not allowed to park here.  
Sorry, I didn't know.

# Index to the Units

a 1	brown 14	dirty 16	gas station 14	husband 1
a pair of 6	burger 6	do 4, 13	get 12	I 2
a quarter past 18	bus 8	Do you have ...? 13	get off 19	I don't know. 1
a quarter to 18	bus stop 14	Do you like ...? 9	get on 19	I live at ... 12
a.m. 18	businessman 7	Do you take ...? 13	glass of ... 6	I'd like ... 3
accountant 3	busy 17	doctor 7	go ... 2	I'd like this ... 3
address 12	but 2	does 4	go home 11	I'd like you to meet ... 3
after 17	buy 16	Does this bus go to ...? 19	go past ... 14	I'd love to but I can't. 2
afternoon 11	by 8	doesn't 4	going ... 2	I'd love to. 2
agree 9	bye 11	dollars 8	golf 17	I'll 12
am 2	cabbage 9	don't 4	good 4, 9	I'm a ... 7
angry 18	cake 6	door 2, 13	Good afternoon. 11	I'm afraid I can't. 2
any 13	call 12	drink 17	Goodbye. 11	I'm from ... 8
apple 6	camera 1	drive 16	Good evening. 11	I'm sorry. 7
application form 7	can 2	drugstore 13	Good morning. 11	I've been here for ... 8
appointment 18	Can I help you? 9	ear 11	Good night. 11	ice cream 9
April 8	can of ... 6	earache 11	Good to meet you. 3	in 2
are 2	cap 9	early 18	great 4	interesting 9
aren't 4	car 1	eat 16	green 14	is 1
arm 11	car park 14	egg 13	guitar 13	isn't (is not) 1, 4
around the corner 12	card 12	eight 6	hair 17	it 1
arrive 8	carrot 9	eighteen 8	half 18	it's (it is) 1
art gallery 2	carton 13	eighty 14	half past 18	January 8
ask 17	cash 13	eleven 8	hand 11	jockey 9
at 12	cauliflower 9	empty 17	happy 18	juice 6
at one thirty 18	ceiling 13	enter 2	have 7	July 8
August 8	cell phone 1	evening 11	have a haircut 17	June 8
baby 4	cents 8	everyone 8	Have a nice day. 11	keep right 11
back 11	change 19	Excuse me. 1	have to 11	key 1
backache 11	cheap 9	exit 2	Have you met ...? 3	knee 11
bad 9	cheaper 9	expensive 9	he 2	know 2
bag 6, 13	cheapest 9	family 1	head 11	laptop 1
banana 6	chess 17	fast 4	headache 11	late 18
bank 14	child 6	father 1	heat 19	leave 8
basketball player 9	chips 6	February 8	heated 19	leave a message 17
beach 2	cinema 14	fence 14	heavy 9	left 14
beans 9	clean 16	ferry 19	heavier 9	leg 11
beautiful 4	clock 18	fi-fteen 8	heaviest 9	let's 2
beep 17	close 16	fifth 14	hello 7	lettuce 9
before 14, 17	coffee 6	fifty 12	her 1, 2	light 9
best 9	cold 4	first 14	here 3	lighter 9
better 9	colleague 3	fit 4	hi 3, 7	lightest 9
bicycle 19	come 2	five 6	him 2	like 9
big 9	coming 2	flight 18	his 1	long 17
bigger 9	concert 2	floor 13	horse 9	... looks good 4
biggest 9	cookie 6	foot 11	hospital 12	looks like 3
bill 11	corner 12	football 17	hot 4	lovely 4
black 14	Could you repeat that please? 7	for 8	hour 19	lunch 2, 17
blue 14	credit card 13	forty 12	house 1	make 13
book 1	cucumber 9	four 6	How about ...? 2	make an appointment 18
boring 9	cup of ... 6	fourteen 8	How many ... do you have? 7	manager 3
bottle of ... 6	cute 4	fourth 14	how many 6	March 8
box 13	dad 11	Friday 8	How many ... ? 19	market 2
bread 9	daughter 1	friend 3	How much are ... 8	May 8
breakfast 17	day 4, 8, 11	from 7	How much is ... 8	me 2
bring 2	December 8	full 17	How's your ... now? 13	
bringing 2	did 7	garden 17	hurts 11	
broccoli 9	dinner 2, 17			
brother 1				



mechanic 7	one hundred and	seven 6	tennis 17	very much 9
meet 3	one 12	seventeen 8	tenth 14	view 4
meeting 2	onion 9	seventh 14	Thank you. 1	violin 13
message 17	open 16	seventy 12	Thanks for coming.	wait 13
met 3	opposite 12	she 2	11	waiting room 13
milk 6	or 13	shoes 4	that 3	wall 13
mine 4	orange 6, 14	shop 17	That'd be great. 2	wallet 1
minute 19	our 1	short 9, 17	That's okay. 13	was 7, 16
miss 19	out 2	shorter 9	the 1	wash 16
Monday 8	p.m. 18	shortest 9	theater 2	washing the ... 16
month 8	pair of sunglasses 9	shoulder 11	their 1	watch 1, 17
moon 11	pants 9	since 8	them 2	water 6
more boring 9	park 19	sister 1	there 3	we 2
more expensive 9	parked 19	sit 4	these 3	wedding 18
more interesting 9	party 2	six 6	they 2	Wednesday 8
morning 11	past 14	sixteen 8	think 9	week 8
most boring 9	pasta 9	sixth 14	third 14	weekend 8
most expensive 9	pay 11	sixty 12	thirteen 8	welcome 18
most interesting 9	peach 6	sleep 16	thirty 12	well 4
mother 1	pear 6	slowly 7	thirty-one 12	were 7, 16
movies 2	peas 9	small 9	this 1	wet 4
mum 16	pen 1	smaller 9	this is ... 1	what 1
mushroom 9	pharmacist 7	smallest 9	those 3	What do you do? 7
my 1	phone 17	sock 6	three 6	What do you think? 9
My name's ... 1	piano 13	some 6, 13	Thursday 8	What would you
name 1	picnic 2	something to drink 6	ticket 6	like? 6
narrow 9	piece of... 6	something to eat 6	timetable 19	What's the time? 18
narrower 9	plane 4, 8	son 1	to 2, 7	when 7
narrowest 9	play 4, 13, 17	Sorry, I can't. 2	today 18	where 3
near 12	play the ... 16	sorry 11	toilet 14	white 14
need 13	please 17	speak 17	tomato 9	who 2
neighbor 3	plum 6	stadium 14	tomorrow 18	whose 1
new 13	police officer 7	stars 11	too 7	wide 9
newspaper 17	police station 12	still 8	tooth 11	wider 9
next door 12	post office 14	stomach 11	toothache 11	widest 9
next to 12	potato 9	stomachache 11	toothbrush 13	wife 1
night 11	pull 16	stop 11	toothpaste 13	will 12
nine 6	purse 1	straight ahead 14	tour guide 7	window 13
nineteen 8	push 16	street 12	traffic lights 14	with 14
ninety 12	quarter 18	sugar 6	train 8	work 4, 17
ninth 14	railway station 14	suitcase 9	tram 19	worried 18
no 1	read 17	sun 11	trumpet 13	worse 18
No parking. 19	receptionist 7	Sunday 8	tube 13	worst 18
No problem. 13	red 14	supermarket 14	Tuesday 8	... would be nice 6
No, I haven't. 3	restaurant 2	sure 2	turn 14	Would you like to
No, thanks. 6	rice 9	surfboard 9	Turn left before ... 14	come to ...? 2
not 4	right 14	swim 17	Turn right 16	Would you like ...? 6
November 8	road 12	tablet 6	twelve 8	write 16
now 7	roof 14	take 2, 11	twenty 8	year 8
number 17	room 13	take a message 17	twenty-eight 12	yellow 14
nurse 7	runs 4	taking 2	twenty-five 12	yes 1
nuts 6	sad 18	talk 16	twenty-four 12	Yes, please. 6
o'clock 18	sales assistant 7	tall 9	twenty-nine 12	yesterday 18
occupation 7	sandwich 6	taller 9	twenty-one 12	you 2
October 8	Saturday 8	tallest 9	twenty-seven 12	You have to ... 11
OK 2	sausage 6	taxi driver 7	twenty-six 12	You should ... 13
old 13	school 8	taxi rank 14	twenty-three 12	You're not allowed to
on 12	seat 4	tea 6	twenty-two 12	... 19
on the corner 12	second 14, 19	teach 16	two 6	your 1
on the left 14	secretary 3	teacher 3	us 2	yours 4
on the right 14	See you later. 11	telephone 17	use 19	
one 6	sell 16	television 17	used 19	
one hundred 12	September 8	ten 6	very 9	