

CAMBRIDGE

Second Edition

# Kid's BOX

Perfect preparation for  
Cambridge English: Starters

Caroline Nixon & Michael Tomlinson

2  
Activity  
Book  
with  
Online  
Resources



# Kid's BOX

## Activity Book 2

Caroline Nixon & Michael Tomlinson

<b>1</b>	<b>Hello again!</b>	4	<b>8</b>	<b>My town</b>	54
<b>2</b>	<b>Back to school</b>	10		Marie's music – Animals in music	60
	Marie's maths – Block graphs	16		Trevor's values – Your town	61
	Trevor's values – Be polite	17	<b>5</b>	<b>Review 5 6 7 8</b>	62
<b>3</b>	<b>Play time!</b>	18	<b>9</b>	<b>Our clothes</b>	64
<b>4</b>	<b>At home</b>	24	<b>10</b>	<b>Our hobbies</b>	70
	Marie's art – Origami	30		Marie's maths – Venn diagrams	76
	Trevor's values – Re-use and recycle	31		Trevor's values – Sports rules	77
<b>5</b>	<b>Meet my family</b>	34	<b>11</b>	<b>My birthday</b>	78
<b>6</b>	<b>Dinner time</b>	40	<b>12</b>	<b>On holiday!</b>	84
	Marie's science – Food	46		Marie's geography – Maps	90
	Trevor's values – Eat good food	47	<b>5</b>	Trevor's values – Helping holidays	91
<b>7</b>	<b>At the farm</b>	48	<b>5</b>	<b>Review 9 10 11 12</b>	92
				Grammar reference	94




# 1 Hello again!

1 Write.

I'm Stella.

I'm Simon.

I'm Suzy.



She's Stella. He's \_\_\_\_\_

I'm Mr Star.

I'm Mrs Star.

I'm Grandpa.

Hello, I'm  
Grandma Star.  
This is my family.



2 Draw and write.

What's your name?

Me!

How old are you?



### 3 Colour the stars.



Colour two stars.



Colour five stars.



Colour six stars.



Colour one star.



Colour eight stars.

### 4 Match and join.

1 four + one =

2 two + one =

3 six + one =

4 eight + one =

5 five + one =

6 seven + one =

7 nine + one =

7

5

8

6

9

10

3

eight

seven

five

ten

six

three

nine



5




Listen and colour.




6



Listen and point. Write the words.




1



This is Stella.

She's eight.

2



This is .....

He's .....

3



This is .....

She's .....




7



Read the question. Listen and write a name or a number.

There is one example.



### Example

What is the boy's name?

..... Dan .....

### Questions

① How old is he?

.....

② What is his favourite book?

.....

③ Who is next to Dan?

.....

④ How old is she?

.....

⑤ Which class is Grace in?

.....



**8** Listen and complete.

1   
 black

2   
 g\_m\_

3   
 s\_y

4   
 b\_g

5   
 c\_t

6   
 pl\_y







7   
 h\_nd

8   
 sn\_k\_

9   
 gr\_y

10   
 \_pple

**9** Listen and write. Match.



- 1 --- pen
- 2 ---
- 3 ---
- 4 ---

- b
- 
- 
- 

- 5 ---
- 6 ---
- 7 ---
- 8 ---

- 
- 
- 
-



# My picture dictionary

10


15  
CD1



Listen and write. Stick.

 ① purple	 ② _____	 ③ _____
 ④ _____	 ⑤ _____	 ⑥ _____

## My progress



Tick (✓) or cross (X).

I can count to ten.

I can say the colours.

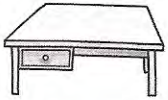
I can say the alphabet.



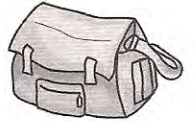


# 2

# Back to school

1 Find and write the words.



desk



c	u	p	b	o	a	r	d	e	a	t	y
l	a	l	o	t	i	n	s	t	r	t	e
a	g	a	o	p	e	n	c	i	l	a	f
s	r	t	k	c	o	b	o	a	r	d	m
s	t	t	c	t	h	a	r	b	a	g	c
r	e	r	a	s	e	r	a	f	i	m	h
o	f	n	s	h	o	u	b	t	u	o	a
o	s	k	e	r	t	l	a	d	e	v	i
m	e	n	o	r	t	e	a	c	h	e	r
z	h	d	e	s	k	r	r	k	p	e	n

2 Listen and colour.

18

CDI

l S n m f x



**3**   Look at the numbers. Write the words.



eleven



.....



.....



.....

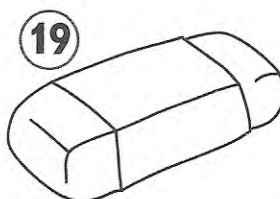
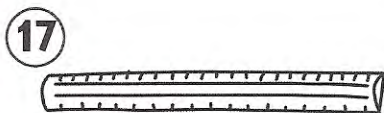


.....


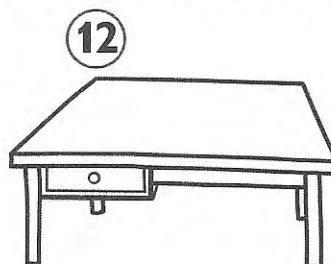


.....

**4**   Read and colour.



Colour number twelve brown.  
Colour number nineteen pink.  
Colour number fourteen green.  
Colour number seventeen blue.  
Colour number sixteen orange.





5 Write the sentences.

- 1 a ruler There's the table. on

There's a ruler on the table.

- 2 the desk. There are on 12 pencils

- 3 There's under the chair. a bag

- 4 the bookcase. 16 books in There are

6 Look at the picture. Write the answers.




- 1 How many burgers are there? There are six.
- 2 How many apples are there? .....
- 3 How many oranges are there? .....
- 4 How many cakes are there? .....
- 5 How many ice creams are there? .....
- 6 How many bananas are there? .....



7



Look and read. Write 'yes' or 'no'.



## Example

There are two teachers in the classroom.

..no..

## Questions

- ① There is a door next to the cupboard. ....
- ② There is a board on the wall. ....
- ③ There are two tables under the board. ....
- ④ There is a ruler on the bookcase. ....
- ⑤ There are two cars under the desk. ....




8

25  
CD1




Listen and colour red or green.

1



red

2




green

3



tree

4



ten

5



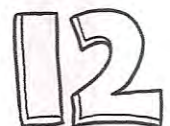
pen

6




read

7



twelve

8




fourteen

9



teacher

10


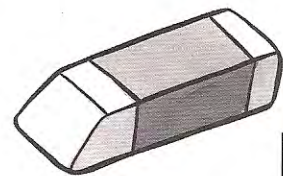
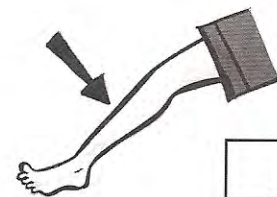
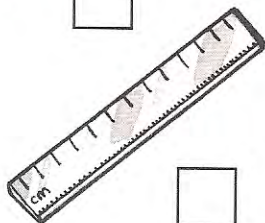




desk

9



Find the words.



How many colours are there? .....

What are they? .....



# My picture dictionary




10



Write the words. Stick.

<p>taechre</p> <p>teacher</p>	<p>baodr</p> <p>-----</p>	<p>rlure</p> <p>-----</p>
<p>skde</p> <p>-----</p>	<p>bkoocsae</p> <p>-----</p>	<p>cpubaord</p> <p>-----</p>

## My progress



Tick (✓) or cross (X).

I can talk about my classroom.

I can say the numbers 11–20.

I can spell.









### 3 Read and complete.


~~come in~~ Yes, of course. After you. Can you spell

1



- Can we come in, please?
- Yes, come in.

2



- -----
- Thank you.

3



- -----
- ruler, please?
- Yes, r-u-l-e-r.


4



- Can you open the window, please?
- -----

### 4 Draw a picture of you. Be polite!

Me!







# 3


# Play time!

1   Read. Circle the toy words. Write.


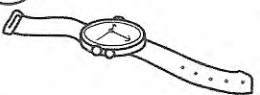
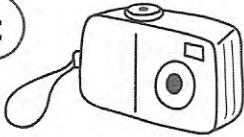






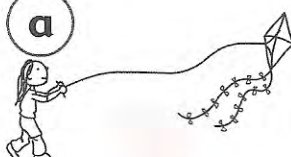




k i t e

Suzy's got a kite. Simon's got a robot. Lenny's got a train. Meera's got a car. Stella's got a computer game. Alex has got a big yellow watch.

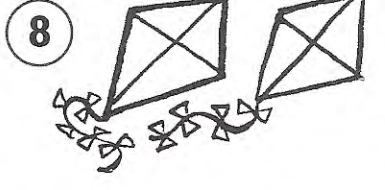
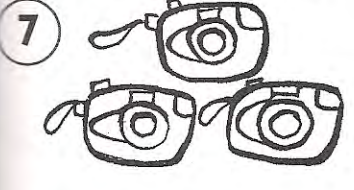

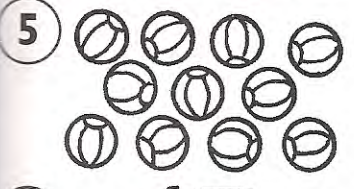


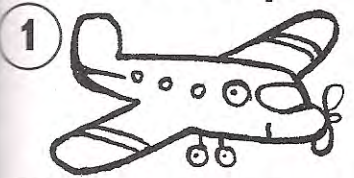


2   Listen and tick (✓) the box.

- |   |   |                                                                                     |                                     |   |                                                                                      |                          |   |                                                                                       |                          |
|---|---|-------------------------------------------------------------------------------------|-------------------------------------|---|--------------------------------------------------------------------------------------|--------------------------|---|---------------------------------------------------------------------------------------|--------------------------|
| 1 | a |  | <input checked="" type="checkbox"/> | b |  | <input type="checkbox"/> | c |  | <input type="checkbox"/> |
| 2 | a |  | <input type="checkbox"/>            | b |   | <input type="checkbox"/> | c |  | <input type="checkbox"/> |
| 3 | a |  | <input type="checkbox"/>            | b |   | <input type="checkbox"/> | c |  | <input type="checkbox"/> |
| 4 | a |  | <input type="checkbox"/>            | b |   | <input type="checkbox"/> | c |  | <input type="checkbox"/> |



3 Complete the sentences and colour the pictures.



- 1 This is a red plane.
- 2 These are purple watches.
- 3 are blue lorries.
- 4 is a brown doll.
- 5 are green balls.
- 6 are grey robots.
- 7 are yellow cameras.
- 8 are blue kites.

4 Match. Write the words.

k	_____ kitchen _____	_____ kite _____
c	_____	_____
r	_____	_____
d	_____	_____
tr	_____	_____
pl	_____	_____

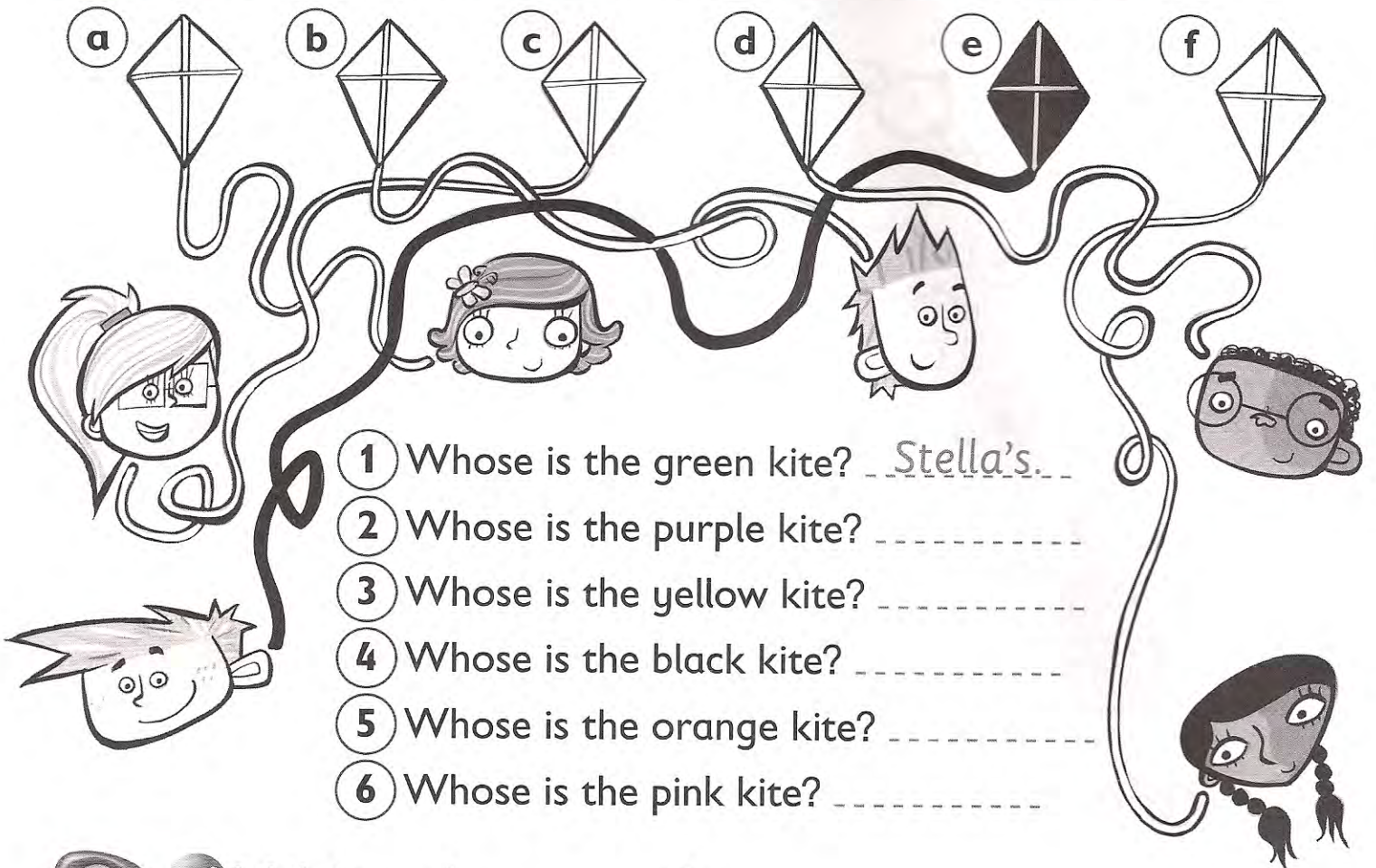
itchen	ite
amera	ake
uler	obot
oll	og
ousers	ain
ease	ane



5




Listen and colour. Then answer.



- 1 Whose is the green kite? Stella's.
- 2 Whose is the purple kite? .....
- 3 Whose is the yellow kite? .....
- 4 Whose is the black kite? .....
- 5 Whose is the orange kite? .....
- 6 Whose is the pink kite? .....

6

Write the questions.



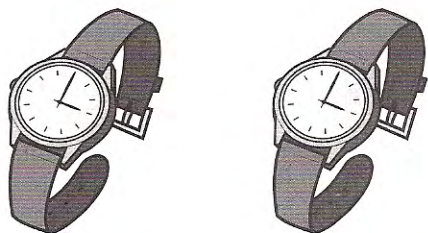
- 1 Whose is the lorry? ..... It's Bill's.
- 2 ..... It's Lucy's.
- 3 ..... It's Ben's.
- 4 ..... It's Kim's.
- 5 ..... It's Tony's.






7 Look and read. Put a tick (✓) or a cross (X) in the box. There is one example.

Example

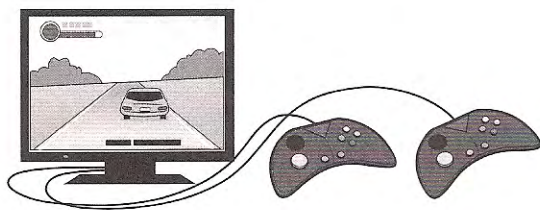


These are watches.

Questions



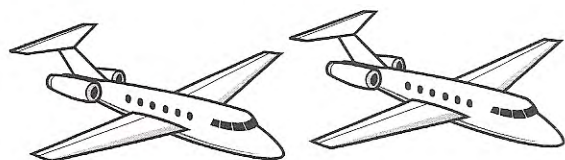
These are cameras.




This is a kite.



This is a lorry.



These are trains.



This is a robot.







# My picture dictionary

10


45  
CD1



Listen and stick. Write the words.

 ① kite	 ②	 ③
 ④	 ⑤	 ⑥

## My progress



Tick (✓) or cross (X).


I can talk about my favourite toy.

I can write 'toy' words.




# 4 At home

**1** Listen and draw lines.

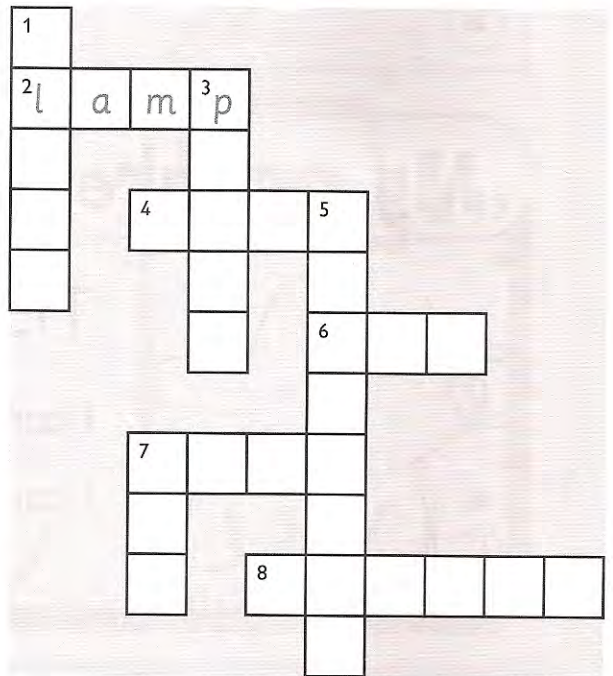
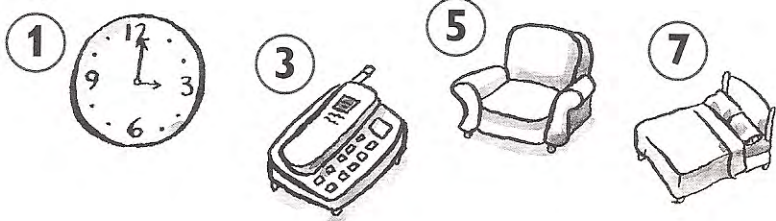


**2** Write the words.

Across



Down





### 3 Read and write the number. Draw.

sixteen = 16 → m

twelve = ..... → s

fourteen = ..... → l

fifteen = ..... → a

seventeen = ..... → r

thirteen = ..... → i

eighteen = ..... → o

nineteen = ..... → f

twenty = ..... → p

1


m					
16	13	17	17	18	17

2

14	15	16	20

3

12	18	19	15



### 4 Read and write the words.

phone ~~mirror~~ sofa mat armchair

1 You can see your face in it. mirror

2 Four children can sit on it. ....

3 It's small. It's got numbers on it and you can talk to your friends on it. ....

4 One child can sit on it. ....


5 You can clean your shoes on it. ....



5 Write 'yours' or 'mine'.

<p>1 Whose is this?</p>  <p>It's <u>mine</u>.</p>	<p>2 Is this ..... or Simon's?</p>  <p>It's mine.</p>
<p>3 Is this ..... ?</p>  <p>Yes, it is.</p>	<p>4 Whose are these?</p>  <p>They're .....</p>

6 Listen and colour.





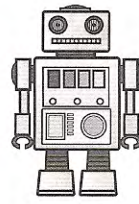
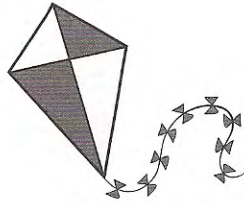
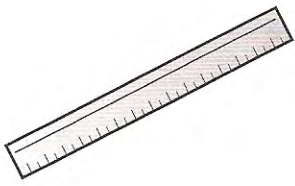




7

56  
CD1

Listen and draw lines. There is one example.





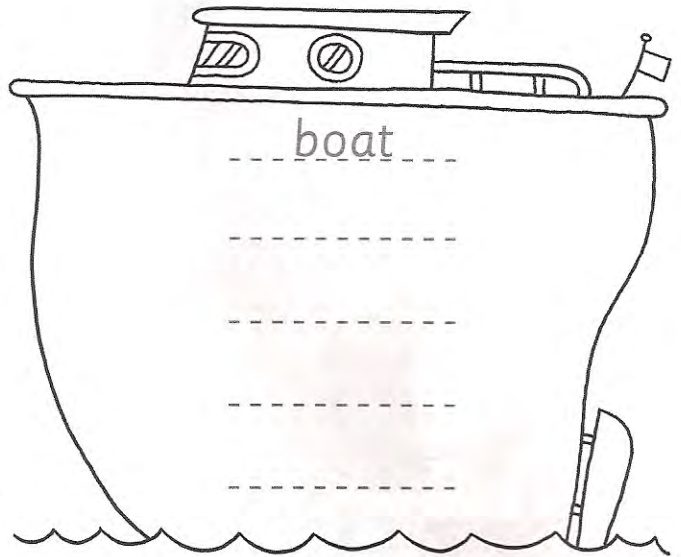

8

58  
CD1



Listen and write the words.

- ① ~~boat~~    ② ~~box~~    ③ doll    ④ phone    ⑤ clock  
 ⑥ clothes    ⑦ yellow    ⑧ lorry    ⑨ socks    ⑩ sofa




9



Write the words.

This ~~That~~ These Those These That


① That is a sofa.



② \_\_\_\_\_ is a phone.



③ \_\_\_\_\_ are armchairs.



④ \_\_\_\_\_ is a clock.



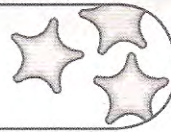
⑤ \_\_\_\_\_ are mats.



⑥ \_\_\_\_\_ are beds.



# My picture dictionary





10



Complete the words. Stick.

		
① sofa	② m_t	③ cl_ck
		
④ ph_n_	⑤ m_rr_r	⑥ l_mp

# My progress



Tick (✓) or cross (X).

I can talk about my house.

I can say what's mine.




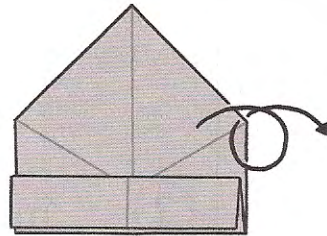
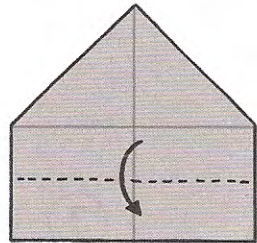
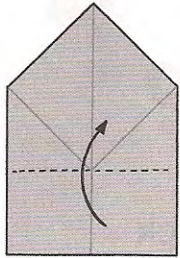
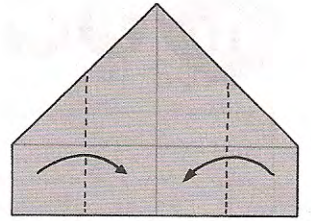
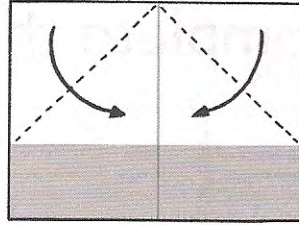
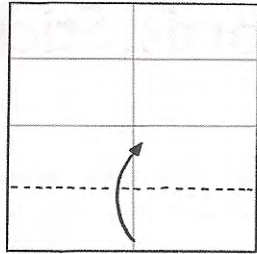
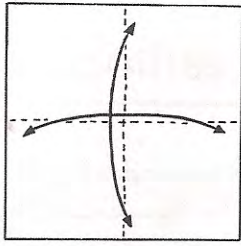


Now you!

1



Make a jumping frog.




2



Look and write.

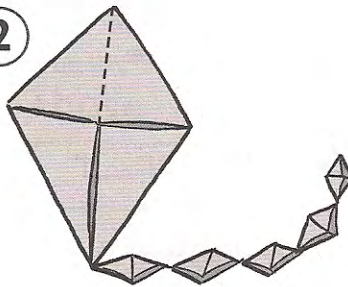
robot sofa cupboard kite phone lamp

1

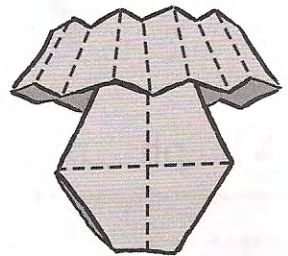


robot

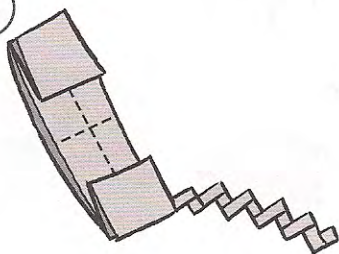
2




3



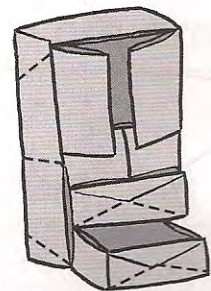
4



5






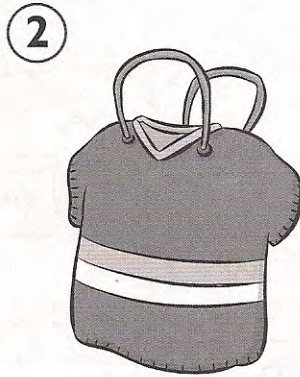
6







**3**   Look, read and match.





**a** an old T-shirt

**b** an old sock

**c** old paper

**d** a plastic bottle

**4**  You've got four boxes, two socks, a T-shirt and five pencils. Draw a robot.






# Review

1

2

3

4

**1**  Match the colour.

7  
grey

nine

8  
yellow

three

5  
pink

6  
blue

ten

two

10  
orange

four

five

3  
purple

9  
green

eight

1  
brown

2  
red




seven

six



4  
black

one

**2**   Listen and write the number.




13





3

Write the questions. Answer the questions.



	a	b	c	d	e	f
1	what	lorries	dirty	how	big	bed
2	shoes	toy	clean	small	balls	whose
3	is	small	camera	many	are	chair
4	there	under	where	on	the	or

① 4c 3e 4e 1b

② 2f 2b 3a 4d 4e 1f

Where are the lorries ..... ?

..... ?

③ 3e 4e 2a 2c 4f 1c

④ 1d 3d 1b 3e 4a

..... ?

..... ?

⑤ 4c 3a 4e 3c

⑥ 1a 3a 4d 4e 3f

..... ?




..... ?



# 5 Meet my family

1   Read and write the names.

This is Lenny and his family. He's with his brother Sam, his sister May, and his cousin Frank. Lenny's brother has got a big nose. Lenny has got small eyes. Lenny's cousin is young. He's a baby. Lenny's sister has got long hair.



2  Write the words.


~~sofa~~ ~~mummy~~ ~~plane~~ ~~bookcase~~ teacher grandma baby  
kite desk lorry grandpa playground cousin bath robot  
board mirror boat lamp daddy bed ruler doll phone

In the house  
sofa

Family  
mummy





Toys  
plane

At school  
bookcase





3 Read. Write the name. Colour.



Hello. This is my family. My mummy's got long purple hair, small green ears and five yellow teeth. Her name's Trudy. My daddy's name's Tom. He's got short red hair and a dirty green nose. He's got eight brown teeth. My brother Tony's got long brown hair, big red eyes and one white tooth. My sister's name is Tricia. She's very clean! She's got big ears, short blue hair, orange eyes and six green teeth.



4 Write the words.

bbya

afntharedrg

anthmoredrg

oremth

sstire


fthrea

ddyda

csinou

rthbore

ymmmu



baby


.....

.....

.....

.....

.....



baby

.....

.....

.....

.....




.....



5

10  
CD2

Listen and write the number.



6



Look at the pictures and write the letters.

- 1 - What are you doing, mum?  
- I'm making a cake.
- 2 - Whose kite are you flying, Simon?  
- I'm flying your kite, Suzy.
- 3 - What are you eating, Dad?  
- I'm eating chocolate ice cream.
- 4 - Whose shoes are you cleaning, Grandpa?  
- I'm cleaning Simon's shoes.
- 5 - Which word are you spelling, Stella?  
- I'm spelling 'beautiful'.
- 6 - What are you drawing, Grandma?  
- I'm drawing Stella.

c
d



7



13 CD2

Listen and tick (✓) the box.

There is one example.



**Example**

What is Dan doing?




**Questions**

1 Which is Anna?




2 What's Sue doing?



3 What's Grandpa doing?




4 What's Sam drawing?






8 15 Listen and write.




bus




sh\_\_




m\_m




s\_\_



s\_n



r\_ler



bl\_\_



r\_n



j\_mp

9 Write the letters.

- a He's kicking
- b They're cleaning
- c He's driving
- d She's sleeping
- e We're singing
- f I'm playing
- g They're reading

- his car.
- in her bed.
- a football.  a
- books.
- a song.
- the guitar.
- their teeth.



# My picture dictionary

10


18  
CD2



Listen and write. Stick.

 ① <u>grandma</u>	 ② -----	 ③ -----
 ④ -----	 ⑤ -----	 ⑥ -----

# My progress



Tick (✓) or cross (X).

I can talk about my family.

I can talk about actions.



# 6 Dinner time

1 Read the lists and find the food.

Draw lines with a pencil.

Draw lines with a pen.

**a** Shopping list

oranges  
bread  
rice  
bananas  
apples  
milk  
ice cream  
burgers  
apple juice  
eggs  
water

**b** Shopping list


potatoes  
rice  
bread  
carrots  
fish  
orange juice  
chips  
chicken  
lemons  
meat



Start



Start



Finish



Finish



2 Find and colour.



Colour the pears green.  
Colour the carrots orange.  
Colour the tomatoes red.

Colour the chicken brown.  
Colour the meat red.  
Colour the lemons yellow.

3 Draw and write about your favourite food. Ask and answer.

Me!

What's your favourite food for dinner?

It's chicken and chips.

My favourite food is .....

.....



.....

.....

.....




Listen and tick (✓) or cross (X).



5

Read and write the numbers.




Here you are.

Can I have some juice, please?

Orange juice, please.

Which juice – orange juice or apple juice?





Which fruit – a banana, a pear or an apple?

Here you are.


Can I have some fruit, please?

A pear, please.




6   Read and choose a word from the box. Write the word next to numbers 1-5. There is one example.

### A kitchen



I am in a house. Anna and her (1) \_\_\_\_\_ have breakfast in me. On the table, there are apples and (2) \_\_\_\_\_. Anna is drinking (3) \_\_\_\_\_ and eating a (4) \_\_\_\_\_. Anna's brother is very happy today. He is eating his favourite food. It is a small, white (5) \_\_\_\_\_ with bread.

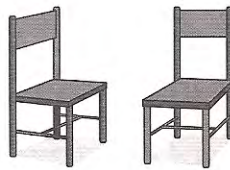
What am I? I am a kitchen.



oranges




brother



chairs



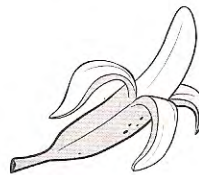
egg



teacher



house



banana



milk



7

27  
CD2







Listen and write the words.

teacher chair watch ~~children~~ chicken kitchen lunch chips






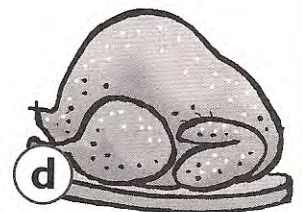



children



8



Write the words and the letters.



1 gega ----- eggs ----- g

3 pihcs -----

5 tarew -----

7 ceuji -----

2 lmki -----


4 eirc -----

6 kiccehn -----

8 radbe -----




# My picture dictionary



Write the words. Stick.

<p>ckinehc</p> <p>_____</p> <p>chicken</p>	<p>gegs</p> <p>_____</p>	<p>pchis</p> <p>_____</p>
<p>lkmi</p> <p>_____</p>	<p>rcie</p> <p>_____</p>	<p>dearb</p> <p>_____</p>

## My progress



Tick (✓) or cross (X).

I can talk about my favourite food.

I can talk about breakfast, lunch and dinner.

I can ask and answer questions about food.





1 Read and match.

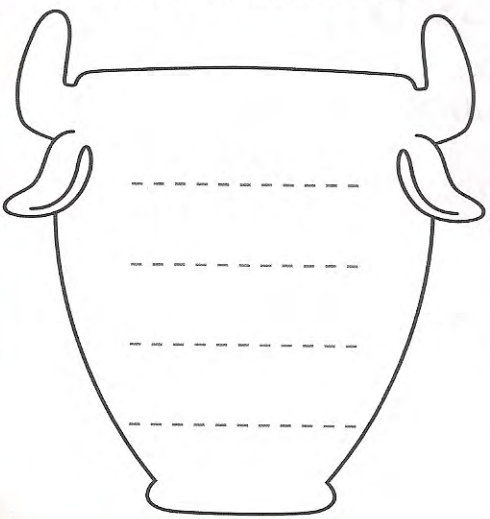
- milk
- meat
- eggs
- lemons
- potatoes
- carrots




2 Now you! Write the words.

- apples
- potatoes
- milk
- carrots
- eggs
- lemons
- meat
- chicken
- bananas
- rice
- pears
- tomatoes


From animals ...



From plants ...



From trees ...

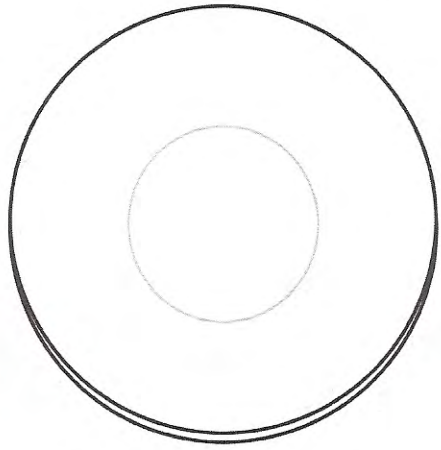




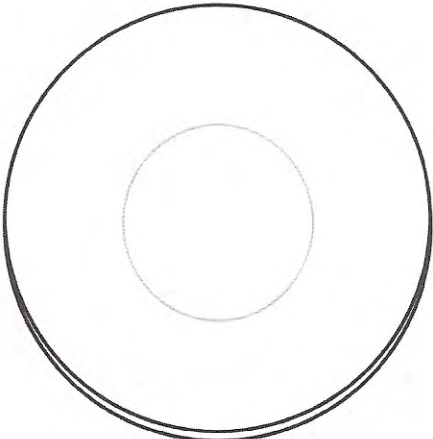


3 Draw your favourite food.

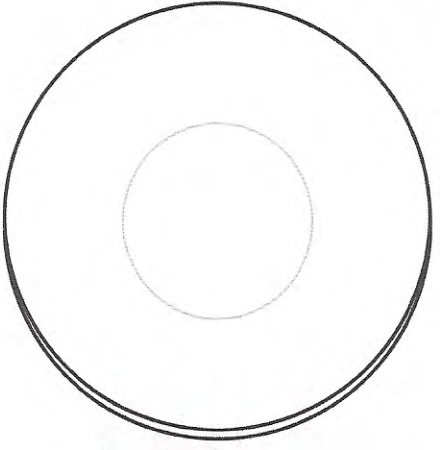
- milk bread eggs juice chicken rice water
- fish carrots apples meat potatoes bananas oranges



for breakfast



for lunch

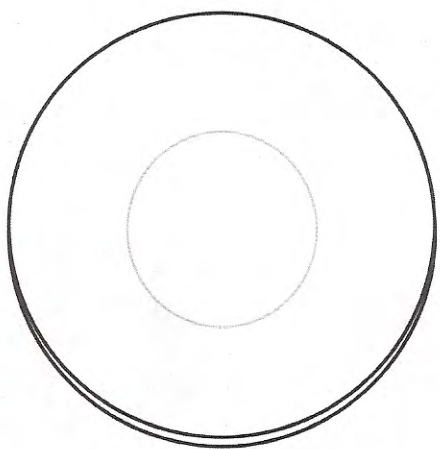


for dinner

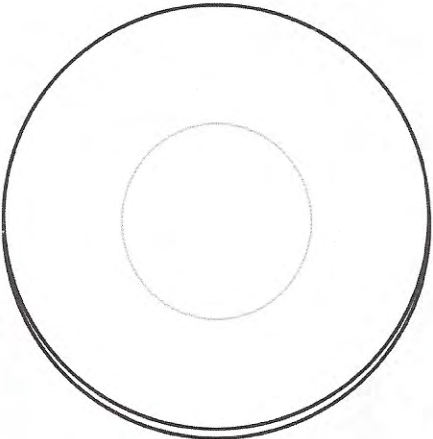
4 Now tell your partner.  
Draw your friend's food.

What's your favourite food for breakfast?

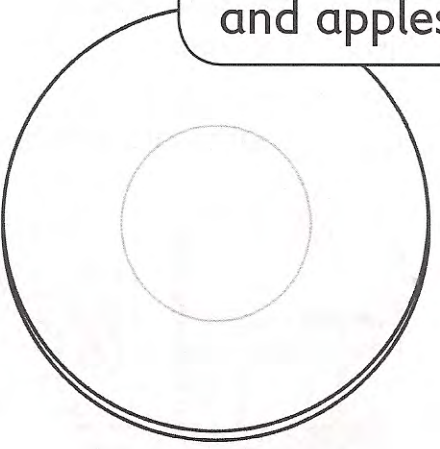
I like oranges and apples.



for breakfast



for lunch



for dinner



# 7

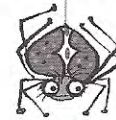
# At the farm

1 Find and write the words.

w a l e r s d s p i  
 s h e e p t u p l d  
 e d m e y k c i r a  
 p m i u s a k d b y  
 t h c h i c k e n a  
 e w t o g o y r o b  
 c a s r z w i l s i  
 h f i s h e t r h r  
 a r t e l i z a r d  
 m o u s e f r e n d  
 s g o a t r f r e v



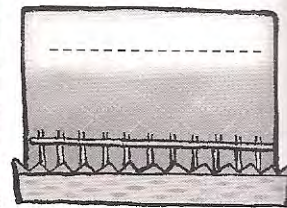







horse



2 Read. Draw and write the words.






~~snakes~~ ~~crocodiles~~ fish lizards birds giraffes tigers monkeys

This is the Star Zoo. The birds are next to the snakes. The fish are under the birds. The lizards are between the fish and the monkeys. The yellow and brown animals next to the monkeys are giraffes. The big orange and black cats under the crocodiles are tigers.










3 Draw lines.



Now ask your friend and draw lines.

Where is the cow?

It's in the cupboard






Write the words. Listen and check.


~~love~~ I So do I love lizards don't

1 a I love spiders.




b So do .....

2 c ..... love fish.




d ..... do I.

3 e I love .....



f So ..... I.


4 g I ..... goats. h I .....



Draw your favourite animal.

Ask your friend.

What's your favourite animal?




I love .....



6

40  
CD2

Listen and colour. There is one example.
















# My picture dictionary



Listen and stick. Write the words.

		
① spider	②	③
		
④	⑤	⑥

# My progress



Tick (✓) or cross (X).

I can write 'animal' words.

I can talk about things I love.



# 8

# My town


1 Look and read. Tick (✓) or cross (X) the box.




1 This is a flat.



2 This is a shop.



3 This is a hospital.



4 This is a street.



5 This is a park.




6 This is a café.

2 Circle the different word.

- |           |          |          |         |
|-----------|----------|----------|---------|
| 1 car     | lorry    | bus      | shop    |
| 2 flat    | town     | goat     | street  |
| 3 bike    | café     | hospital | school  |
| 4 kitchen | bedroom  | bathroom | park    |
| 5 shop    | cupboard | armchair | sofa    |
| 6 street  | park     | school   | bedroom |
| 7 frog    | hospital | café     | flat    |
| 8 door    | town     | window   | floor   |



**3** Spot the differences.



- ① In A there's one car . . . . , but in B there are two cars .
- ② In A . . . . . , but in B . . . . .
- ③ In A . . . . . , but in B . . . . .
- ④ In A . . . . . , but in B . . . . .
- ⑤ In A . . . . . , but in B . . . . .
- ⑥ In A . . . . . , but in B . . . . .

**4** Write the words.

~~ball~~ ~~pear~~ ~~chair~~ ~~dog~~ coconut armchair table bike apple  
 computer game lizard pineapple cat train car lemon  
 lorry fish mouse mirror clock orange bird cupboard

**FRED'S FRUIT**

pear

-----

-----

-----

-----

**TED'S TOYS**

ball

-----

-----

-----

-----

**Pete's Pets**

dog

-----

-----

-----

-----

**Phil's Furniture**

chair

-----

-----

-----

-----



5

48  
CD2

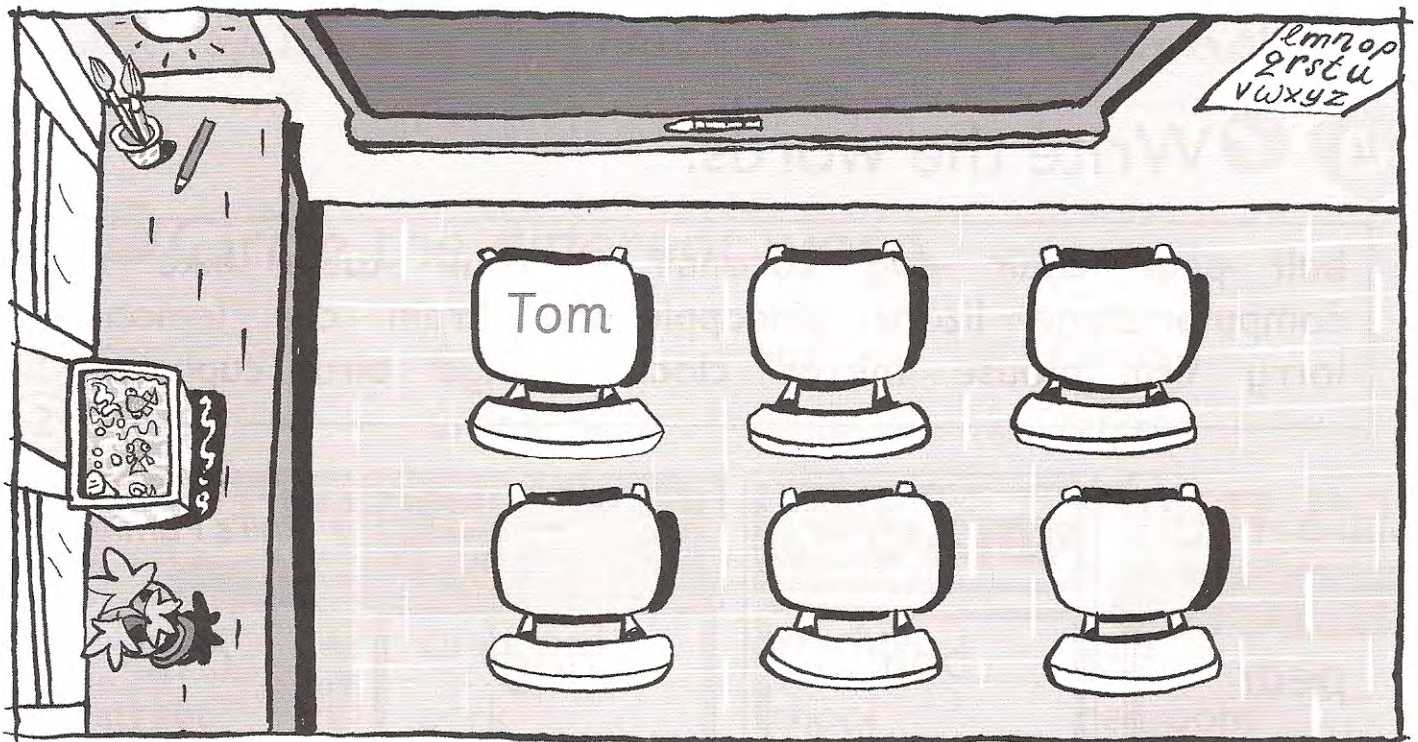
Listen and colour the stars.



6



Read and write the names.



You're Tom. You're sitting in front of Jill.


You're Ann. You're sitting between Tom and Nick.

You're Bill. You're sitting behind Nick.

You're Sue. You're sitting between Jill and Bill.



**7**   Look at the pictures and read the questions. Write one-word answers.



**Example**

Where are the children? in front of a café

**Questions**

- ① What colour is the dog? .....
- ② How many children are there? .....



- ③ Who is eating the ice cream? the .....
- ④ Where is the dog? ..... the table and the chair
- ⑤ What is the dog doing? it is .....




8

52  
CD2

Listen and write the words.

cow mouse ~~brown~~ house mouth down trousers town

1



2



3



4



brown

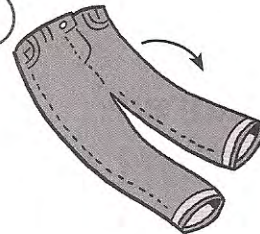
5



6



7



8



sit


9



Draw a town. Use these words.

pet shop café bookshop hospital flat park







Me!






# My picture dictionary

10 Complete the words. Stick.

		
① flat	② p__rk	③ sh__p
		
④ h__sp__t__l	⑤ str____t	⑥ c__f__

## My progress



Tick (✓) or cross (X).

I can talk about the town.

I can write about the town.






# Marie's music    Animals in music



**1** Listen and say the animal.

a cat   a bird   a frog   an elephant   a sheep   a cow





It's a bird.

They're cats.



**Now you!** **2** Make a guitar.







3



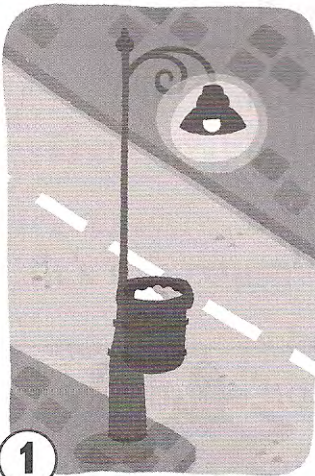
Read and circle.

- ① There's a red / **green** man on the traffic lights. You can cross the road.
- ② Don't play football **on the road** / **at the park**.
- ③ The sign says: **Don't walk** / **Walk** on the grass.
- ④ Put your **rubbish** / **books** in the bin.
- ⑤ Don't cross the road. The traffic lights are **green** / **red**.

4

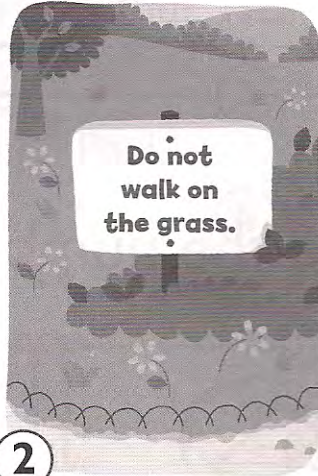


Look and write 'can' or 'can't'.



1

I can  
put my  
rubbish here.




2

I ..... sit  
here.



3

I .....  
cross the  
road here.



4

I .....  
play here.



# Review

5

6

7

8

1 Find and write the words.

'food' words

--- milk ---

-----

-----

-----

-----

-----

t	g	d	r	t	y	z	x	d	j	u
b	r	e	a	k	f	a	s	t	u	w
r	a	a	m	u	m	m	y	c	i	g
o	n	w	n	m	c	j	x	h	c	h
t	d	a	d	d	y	o	s	i	e	e
h	m	s	l	o	i	i	i	p	k	d
e	o	p	a	b	h	k	s	s	s	i
r	t	m	m	i	l	k	t	s	m	n
o	h	c	k	s	o	i	e	m	g	n
o	e	g	g	s	j	u	r	x	k	e
g	r	a	n	d	f	a	t	h	e	r

'family' words

--- brother ---

-----



-----

-----

-----

-----

2 Listen and write the number.






**3**   Read and draw lines.



The baby is behind the door.  
 The mother is between the bed and the desk.  
 The clock is on the bookcase, between the books.  
 The lamp is on the desk.  
 The goat is on the desk, in front of the lamp.  
 There's a spider under the bed.


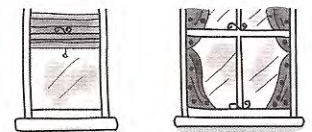


**4**   Listen and complete. Chant.

CD3

Whose Which ~~Who~~ What How many Where who How old What

- ① Who is that?  
That's my brother, Paul.
- ② \_\_\_\_\_'s he doing?  
He's catching a ball.
- ③ \_\_\_\_\_ ball is it?  
It's my cousin Nick's.
- ④ \_\_\_\_\_ is he?  
He's very young.
- ⑤ \_\_\_\_\_ is he now?  
He's in the hall.
- ⑥ \_\_\_\_\_'s he doing?  
He's throwing his ball.
- ⑦ \_\_\_\_\_ balls have you got?  
I don't know!  
We've got a lot.
- ⑧ \_\_\_\_\_ one's your favourite – red or blue?  
I don't know!
- ⑨ And \_\_\_\_\_ are you?






# 9

# Our clothes

1

10  
CD3

Listen and join the dots.




2



Follow the 'clothes' words.



<del>watch</del>	shoes	glasses	lizard	cake
meat	frog	socks	burger	sheep
hat	T-shirt	jeans	carrots	goat
trousers	ice cream	cow	bread	spider
dress	skirt	jacket	shirt	handbag



How many clothes are there? .....

Write the 'animal' words. ....

Write the 'food' words. ....



3 Write the words and colour the picture.


a	b	c	d	e	f	g	h	i	j	k	l	m
☆	■	○	—	◆	□	●	★	◀	△	▼	◐	◑
n	o	p	q	r	s	t	u	v	w	x	y	z
▲	☆	◀	◇	▲	◐	▼	□	—	◐	▼	—	◀

◀, ◑, ◐, ◆, ☆, ▲, ◀, ▲, ●, ■, ◐, □, ◆, ▲, ◆, ☆, ▲, ◐, ☆,  
I'm / / / / /

—, ◆, ◐, ◐, ☆, ◐, ◐, ☆, ◀, ▲, ▼, ●, ▲, ◆, —,  
/ / / / /

◐, ☆, ○, ▼, ◐, ■, ◐, ☆, ○, ▼, ◐, ☆, ☆, ◆, ◐,  
/ / / / /

☆, ▲, —, ☆, ▲, ◆, ◐, ▲, ◆, —, ☆, ☆, ▼,  
/ / / / /



4 Describe your clothes.

Me!

I'm wearing .....

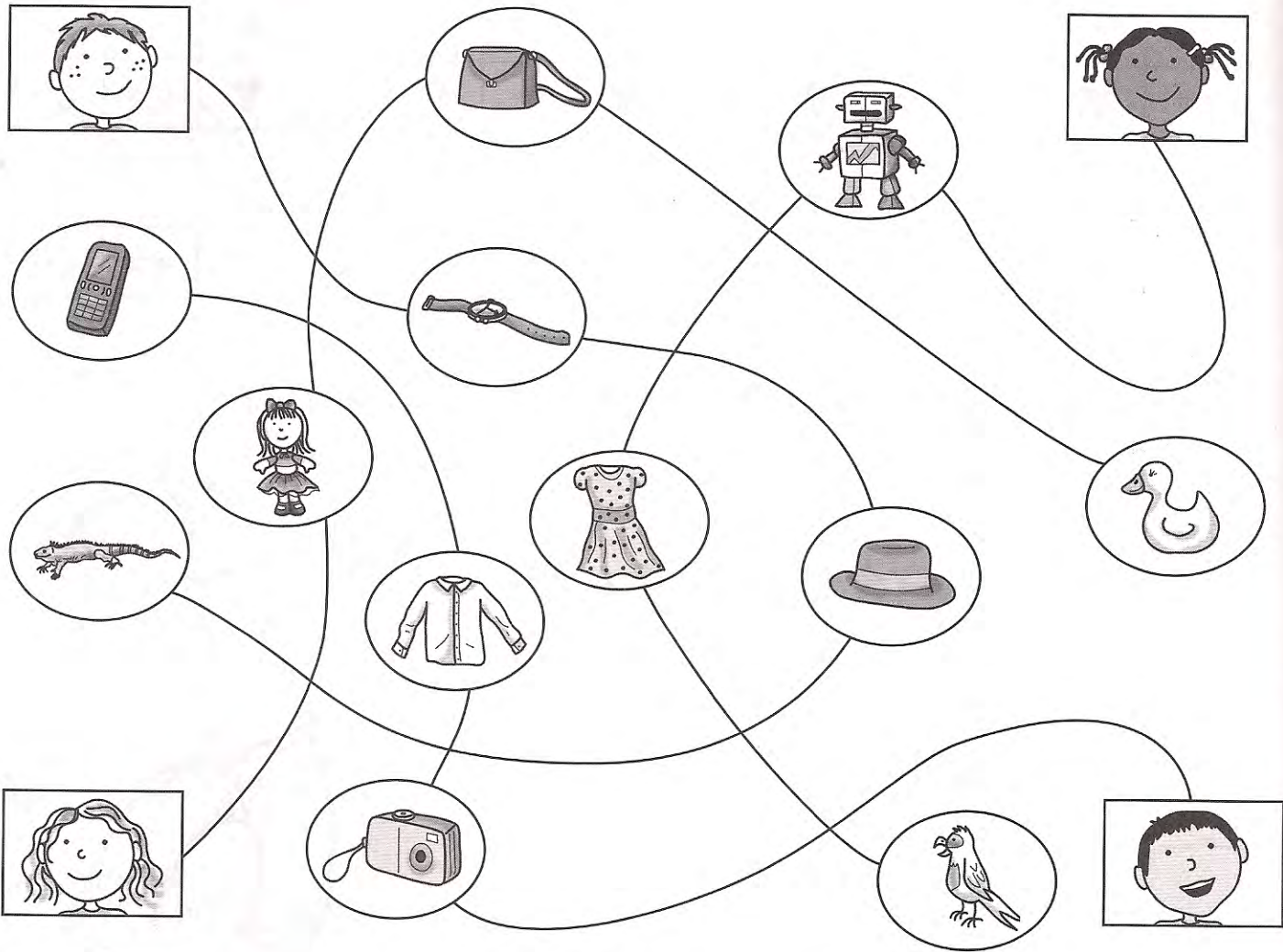
.....

.....

.....



5 Look and write.



I've got *a watch, a hat and a lizard.*



I've got .....



I've got .....



I've got .....

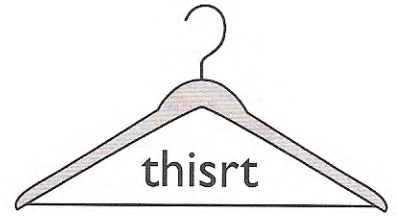


6 Look at the pictures. Look at the letters. Write the words.

Example



T - s h i r t

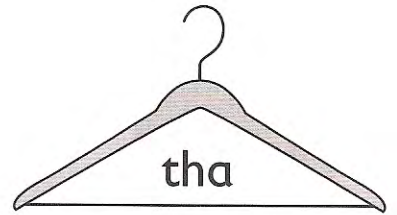


Questions

1



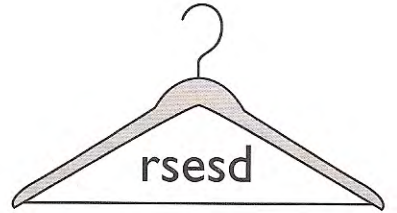
-----



2



-----



3



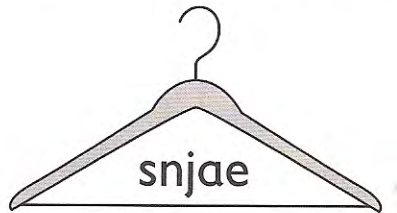
-----



4



-----



5



-----





7

18  
CD3

Listen and write.

1



sheep

2




\_\_\_oe

3




\_\_\_even

4




chip\_\_\_

5




\_\_\_irt

6



de\_k

7



fi\_\_\_

8




dre\_\_\_

9



\_\_\_leep

10



\_\_\_op

8

Cross out five objects.

Ask your friend.

Have you got a hat?

Yes, I have.



hat

lemon

handbag

cow

shoe

sheep

glasses

monster

frog

tomato



# My picture dictionary




21  
CD3



Listen and write. Stick.

		
① <u>handbag</u>	② _____	③ _____
		
④ _____	⑤ _____	⑥ _____

## My progress



Tick (✓) or cross (X).


I can talk about my clothes.

I can talk about things I have got.



# 10 Our hobbies

**1** Write the words and the numbers.




ptingain ..... painting .....  4  
 btonadmin .....   
 hokeyc .....       itagur .....   
 tleab nisten .....   
 ebbasall .....

**2** Listen and colour.










**3** Write the words.



Down ↓

Across →



**4** Complete the sentences.

- 1 ↓ They're playing table tennis.
- 4 → They're .....
- 5 ↓ She's .....
- 6 → They're .....
- 7 → She's .....
- 9 → He's .....



5

27  
CD3

Listen and tick (✓) or cross (X).

1


a



b



c



2


a



b



c




3

a



b



c



4

a



b



c



6



Draw and write about you.

My name's .....

I'm ..... years old.

My hair is .....

My eyes are .....

My favourite toy is .....

I like .....

I don't like .....

I love .....

My favourite hobby is .....






7



Look and read. Write 'yes' or 'no'.



**Example**

Two girls are playing hockey.

..no..

**Questions**

- ① A boy is wearing a black T-shirt. -----
- ② Two boys are playing table tennis. -----
- ③ A tall girl is playing basketball. -----
- ④ The boy under the tree is playing the guitar. -----
- ⑤ A girl in a white skirt is playing badminton. -----




8



Listen and match.

- 1 A long dog. ...c
- 2 The boy's eating. ....
- 3 She's singing a song. ....
- 4 The king's reading. ....
- 5 She's painting. ....

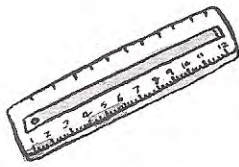


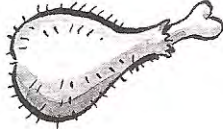






9



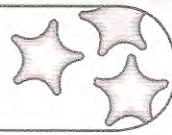
Read. Write the words.


Hello. I'm Tom. Now, I'm at  
 school . I'm playing  
 . I'm wearing  
 a red and white  
 and long blue  
 I like doing sport.  
 For lunch today, I've got  
 some and an  
 . I like having  
 lunch at school.

	<input type="checkbox"/>		<input type="checkbox"/>
	<input type="checkbox"/>		<input type="checkbox"/>
	<input type="checkbox"/>		<input type="checkbox"/>
	<input checked="" type="checkbox"/>		<input type="checkbox"/>





# My picture dictionary



10   Write the words. Stick.

<p>bdanimtno</p> <p>badminton</p>	<p>tbale tneins</p>	<p>bsaeblal</p>
<p>baksteblla</p>	<p>pniatngi</p>	<p>oeyckh</p>

## My progress



Tick (✓) or cross (X).

I can write 'sport' and 'hobby' words.

I can talk about my likes.





Now you!

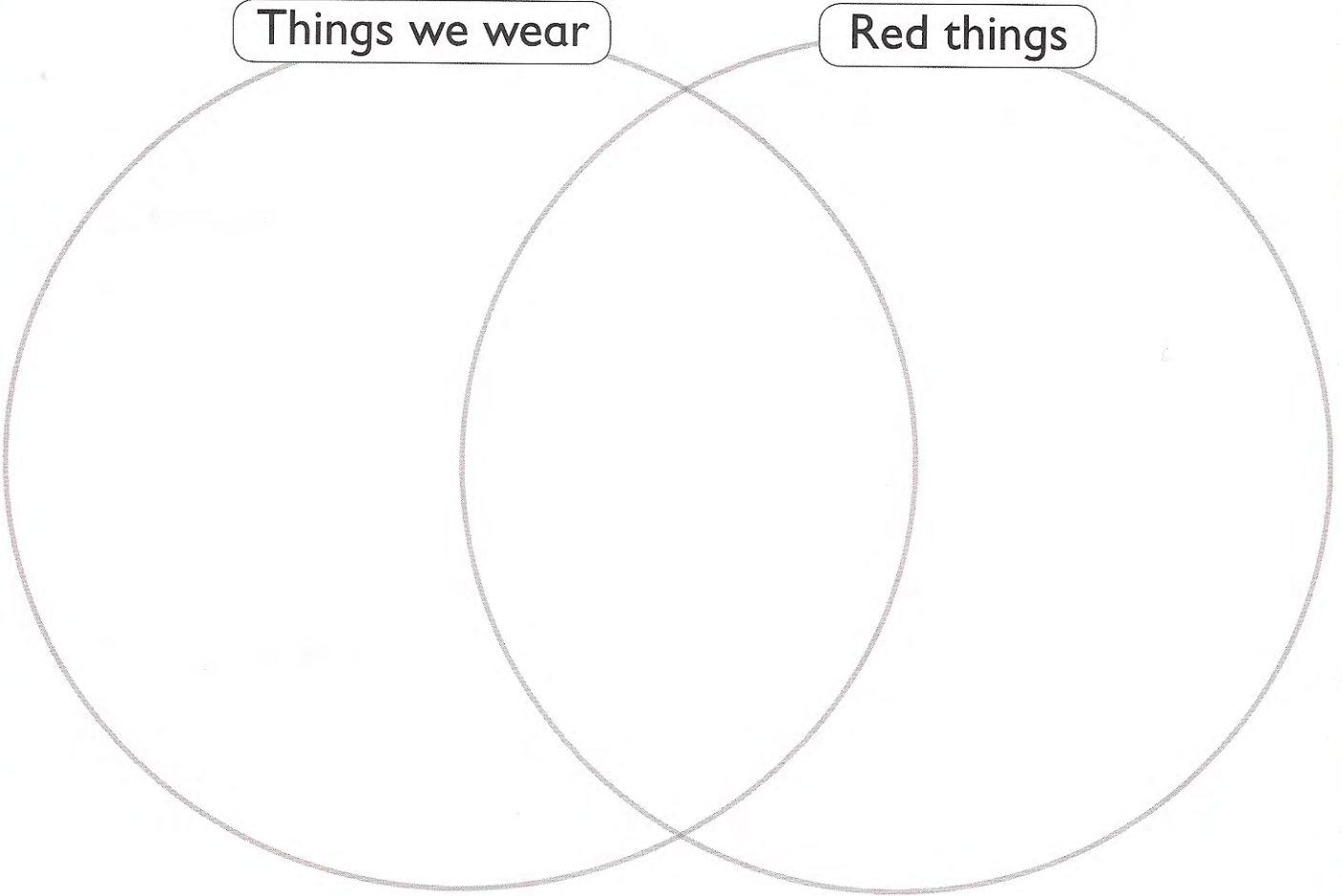
1



Find, draw and write.

Things we wear

Red things



2



Write about your Venn diagram.

There are ..... red things.


There are ..... things we wear.

There are ..... things we wear.






3   Look and tick (✓) or cross (X).



You can run with the ball.

Right rule?


Wrong rule?



You can throw the ball.

Right rule?


Wrong rule?



You can kick the ball.

Right rule?

Wrong rule?



You can hit the ball with your hands.

Right rule?

Wrong rule?



Listen and say the sport.

It's basketball.




# 11 My birthday

1 Write the letters and the words.



u



2 Circle the different words.

- |             |            |          |         |
|-------------|------------|----------|---------|
| 1 tree      | garden     | flower   | car     |
| 2 shoe      | camera     | robot    | kite    |
| 3 sausage   | armchair   | chicken  | fries   |
| 4 lemonade  | orange     | milk     | water   |
| 5 badminton | basketball | soccer   | bus     |
| 6 café      | desk       | hospital | school  |
| 7 cupboard  | bed        | sofa     | kitchen |
| 8 kitchen   | hall       | bathroom | mirror  |



**3** Listen and draw.



**4** Write the words.

me you her it us them

1 Look at them.

2 Can I play with ..... ?

3 Smile at .....

4 Take a photo of .....

5 Come and play with .....

6 Take a photo of .....



## 5 Write the sentences.

- 1 fries? some Would like you

Would you like some fries?

- 2 some please. cake, like I'd

- 3 Would like you to play us? with

- 4 to play I'd table tennis. like

## 6 Read and write the information.



Anna



May



Ben



Sam

Name	Food	Drink	Game
May	chicken and chips		
		water	
Ben			
			badminton

It's Anna's birthday and she's having lunch with her three friends, May, Ben and Sam.

- 1 May would like some chicken and chips and she'd like some orange juice.
- 2 Ben would like some burgers and potatoes.
- 3 One boy would like some sausages and tomatoes, and he'd like some water.
- 4 Two children would like some lemonade.
- 5 The two boys would like to play hockey and the two girls would like to play badminton.
- 6 One girl would like some carrots and rice. It's her birthday today.





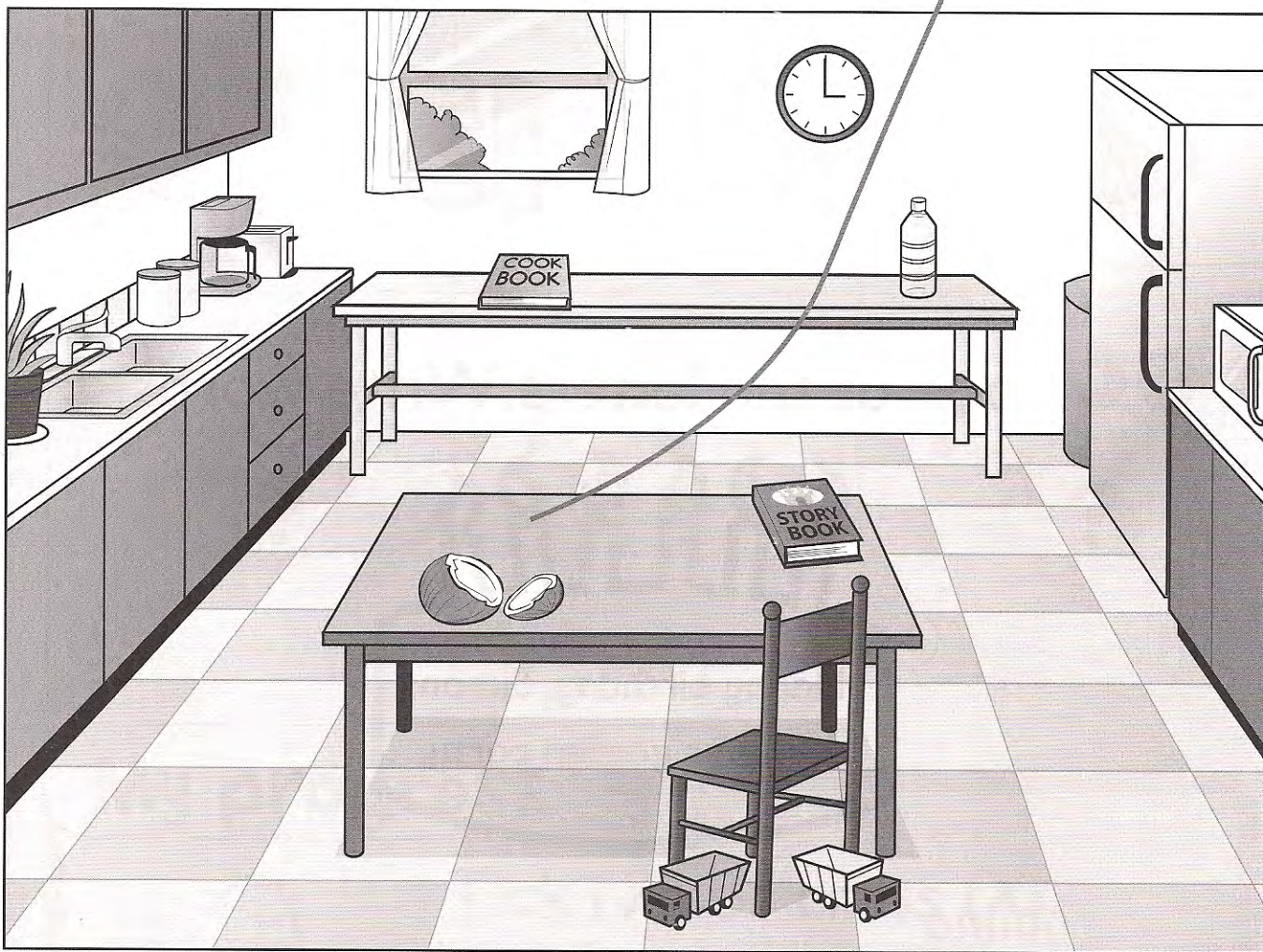
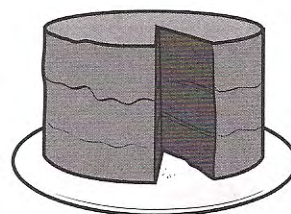




7

45  
CD3



Listen and draw lines. There is one example.





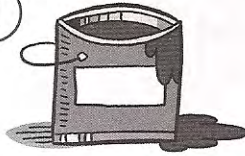
8



Listen and write the words.

skirt bird ~~purple~~ thirteen burger shirt girl birthday

1



2



3



4



purple

5



6



7

13

8



9



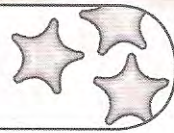
Look at the letters. Write words.



young



# My picture dictionary








10


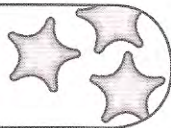
49  
CD3



Listen and stick. Write the words.

		
① cake	②	③
		
④	⑤	⑥

## My progress



Tick (✓) or cross (X).

I can ask for food and drink.

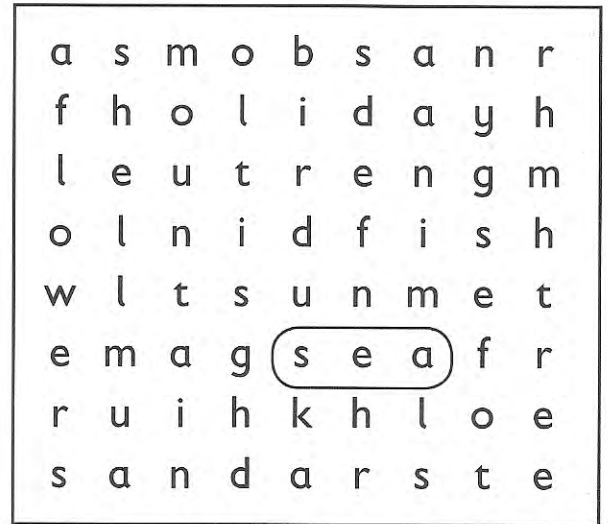
I can talk about party food.



# 12 On holiday!

1   Listen and tick (✓). Find the words.

- |            |                                     |         |                          |
|------------|-------------------------------------|---------|--------------------------|
| 1 sea      | <input checked="" type="checkbox"/> | she     | <input type="checkbox"/> |
| 2 song     | <input type="checkbox"/>            | sun     | <input type="checkbox"/> |
| 3 sand     | <input type="checkbox"/>            | hand    | <input type="checkbox"/> |
| 4 shell    | <input type="checkbox"/>            | she     | <input type="checkbox"/> |
| 5 mountain | <input type="checkbox"/>            | mouth   | <input type="checkbox"/> |
| 6 three    | <input type="checkbox"/>            | tree    | <input type="checkbox"/> |
| 7 floors   | <input type="checkbox"/>            | flowers | <input type="checkbox"/> |
| 8 bird     | <input type="checkbox"/>            | big     | <input type="checkbox"/> |
| 9 animals  | <input type="checkbox"/>            | apples  | <input type="checkbox"/> |
| 10 phone   | <input type="checkbox"/>            | fish    | <input type="checkbox"/> |
| 11 holiday | <input type="checkbox"/>            | today   | <input type="checkbox"/> |



2  Match. Write the words.

h	_____	_____	ockey	oliday
b	_____	_____	autiful	each
m	_____	_____	ountain	ouse
s	_____	_____	and	un
sh	_____	_____	ell	irt
tr	_____	_____	ain	ees



**3** Look at the picture and answer the questions.



- 1 How many people are there? There are four people.
- 2 What's the man drinking? .....
- 3 What's the woman doing? .....
- 4 Is the dog walking? .....
- 5 Where's the boy swimming? .....
- 6 What's the girl picking up? .....
- 7 How many birds are there? .....
- 8 What are the birds doing? .....

**4** Look at the letters and write the words.

1 dnas  
.....  
sand

2 leshl  
.....

3 wolfre  
.....

4 chaeb  
.....

5 erte  
.....


6 tanitomu  
.....



**5** Listen and tick (✓) the box.

- |   |                                        |                            |                                       |                            |
|---|----------------------------------------|----------------------------|---------------------------------------|----------------------------|
| 1 | What does Nick want to do?             | a <input type="checkbox"/> | b <input checked="" type="checkbox"/> | c <input type="checkbox"/> |
| 2 | What does Mary want to have for lunch? | a <input type="checkbox"/> | b <input type="checkbox"/>            | c <input type="checkbox"/> |
| 3 | What does Peter want for his birthday? | a <input type="checkbox"/> | b <input type="checkbox"/>            | c <input type="checkbox"/> |
| 4 | What does Susan want to drink?         | a <input type="checkbox"/> | b <input type="checkbox"/>            | c <input type="checkbox"/> |
| 5 | What does Sally want to play?          | a <input type="checkbox"/> | b <input type="checkbox"/>            | c <input type="checkbox"/> |
| 6 | Where does John want to go?            | a <input type="checkbox"/> | b <input type="checkbox"/>            | c <input type="checkbox"/> |

**6** Read. Write 'Yes, he does' or 'No, he doesn't'.



Daniel's birthday list

- |                |                  |
|----------------|------------------|
| A new bike     | A big kite       |
| A grey robot   | A long ruler     |
| A small camera | A chocolate cake |



- Does Daniel want a new bike? Yes, he does.
- Does Daniel want a short ruler? .....
- Does Daniel want a small kite? .....
- Does Daniel want a grey robot? .....
- Does Daniel want a small camera? .....
- Does Daniel want some chocolate ice cream? .....






7

11  
CD4

Listen and colour. There is one example.





8

13  
CD4



Listen and match.

1 Dad catches his ...

fish.

2 Ben gets ...

dog.

3 Jill swims with the ...




hat.

4 Tom stops the ...

sun.

5 Mum runs in the ...

shells.



a 2

b

c

d

e

9



Complete the questions. Then answer.

ugly new short ~~small~~ dirty

1 Is your kitchen big or small ?

.....

2 Is your city beautiful or ..... ?

.....

3 Is your street long or ..... ?

.....

4 Is your bedroom clean or ..... ?

.....







5 Is your school old or ..... ?

.....




# My picture dictionary

10   Complete the words. Stick.

		
① b e _ a _ c h	② sh _ ll	③ s _ n
		
④ m _ _ nt _ _ n	⑤ s _ nd	⑥ s _ _ _

## My progress



Tick (✓) or cross (X).

I can talk about my holidays.

I can talk about what I want.



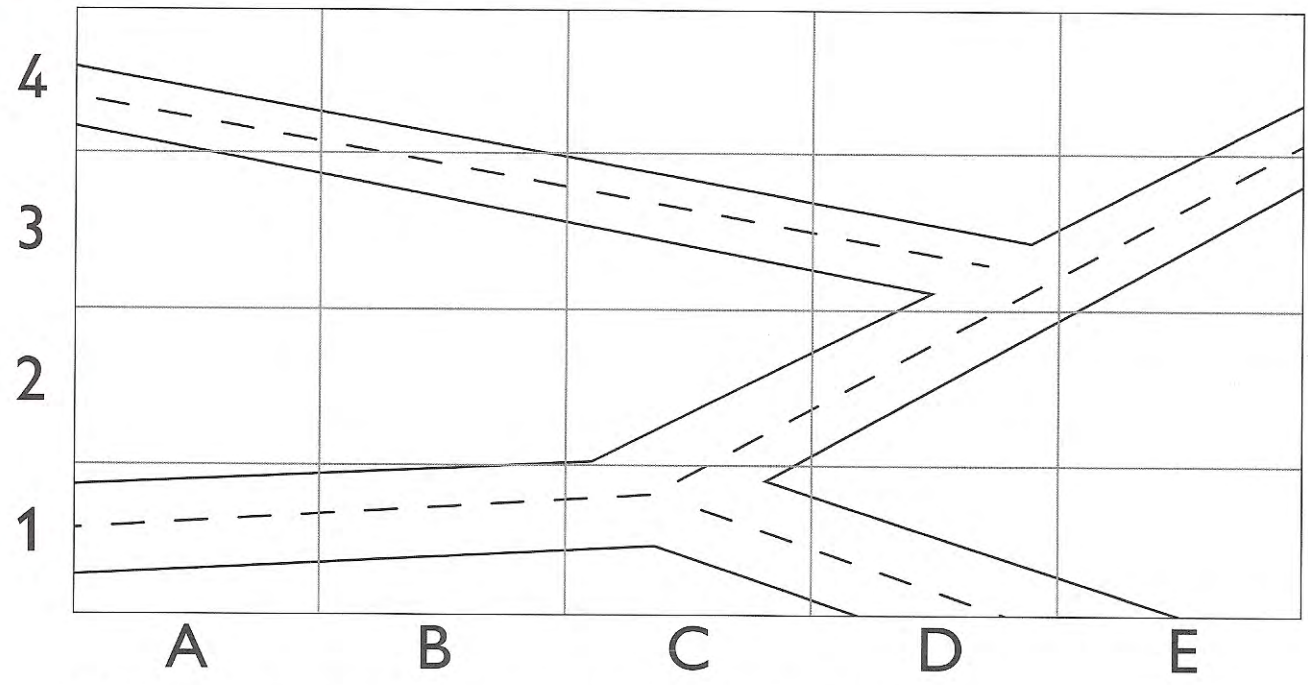


Now you!

1



Read, draw and colour.



- Draw a car in one square. Colour it blue.
- Draw a tree in one square. Colour it brown and green.
- Draw a flower in one square. Colour it purple and green.
- Draw a house in one square. Colour it red.
- Draw a mountain in one square. Colour it grey.

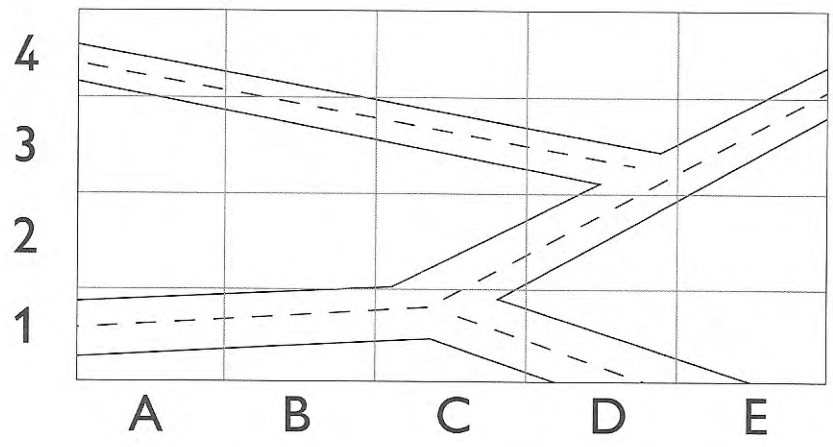
2



Ask and answer. Draw.

Where is the car?

D5.







3


18  
CD4




Listen and write the number.



□



1



□



□

4



Write and draw.

Me!



Handwriting practice area with four sets of dashed lines on a solid background.



# Review

9

10

11

12

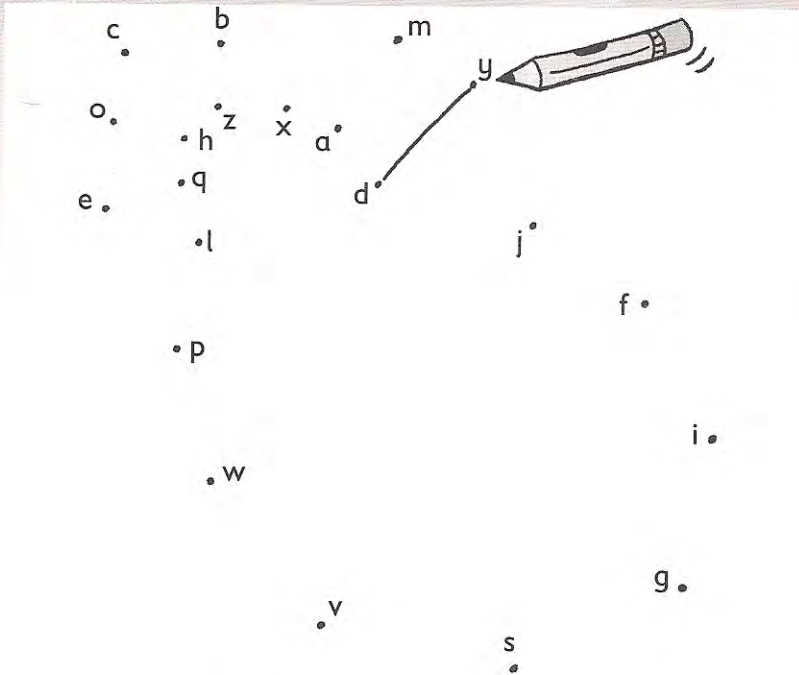
1

20

CD4



Listen and join the dots.



What's this? It's a .....


2

21

CD4



Listen and colour.
















### 3 Match the questions and answers.


- |                                     |                            |                        |
|-------------------------------------|----------------------------|------------------------|
| ① How many sausages have you got?   | <input type="checkbox"/> f | ① a He's cooking.      |
| ② Where are they playing badminton? | <input type="checkbox"/>   | ② b On the beach.      |
| ③ Who's that?                       | <input type="checkbox"/>   | ③ c The long, red one. |
| ④ What colour's your shirt?         | <input type="checkbox"/>   | ④ d It's green.        |
| ⑤ What's Mr Star doing?             | <input type="checkbox"/>   | ⑤ e She's my cousin.   |
| ⑥ Which dress is yours?             | <input type="checkbox"/>   | ⑥ f I've got two.      |

### 4 Read and complete.

   eat	   _____	→ 10   _____
↓	↑	↓
   _____	   _____	   _____
↓	↑	↓
   _____	   _____	   _____
↓	↑	↓
   _____	→    _____	   _____



# Grammar reference



1 Order the words.

① Tom. What's his He's name?

?

② Who's She's Mrs Brown. my teacher, she?


?

2 Look and write.

Yes, there is. Yes, there are. No, there aren't.

- ① Is there a whiteboard on the wall? ✓
- ② Are there three computers in the classroom? X
- ③ Are there a lot of chairs in the classroom? ✓

3 Circle the question and the answer.



4 Match the questions and answers.

- |                                  |                |
|----------------------------------|----------------|
| ① Whose is that red dress?       | Yes, they are. |
| ② Whose blue trousers are those? | It's mine.     |
| ③ Are those blue socks yours?    | They're Dad's. |



5 Look and complete.

'm not 'm 're 're not 's 's not

- |                        |                               |
|------------------------|-------------------------------|
| ① ✓ I ..... singing.   | ④ ✗ He ..... running.         |
| ② ✗ I ..... dancing.   | ⑤ ✓ She ..... playing tennis. |
| ③ ✓ You ..... reading. | ⑥ ✗ We ..... painting.        |

6 Circle the question and the answer.



7 Look and write.

So do I. I don't. So do I.

- |                   |   |       |
|-------------------|---|-------|
| ① I like rabbits. | 😊 | ..... |
| ② I like horses.  | 😊 | ..... |
| ③ I like spiders. | ☹ | ..... |

8 Look and complete.

- Where's the café? It's **bnide** ..... the school.
- Where's the park? It's **ni ofrnt fo** ..... the hospital.
- Where's the shop? It's **teewenb** ..... the park and the flats.



**9** Write the answers.

haven't. has. hasn't. have.

- |                               |                  |
|-------------------------------|------------------|
| ① Have you got a camera?      | ✓ Yes, I .....   |
| ② Has he got red shoes?       | ✗ No, he .....   |
| ③ Has she got a blue bag?     | ✓ Yes, she ..... |
| ④ Have you got grey trousers? | ✗ No, I .....    |

**10** Look and complete.

love don't like likes doesn't like

- |               |                    |
|---------------|--------------------|
| ① ♥ ♥ I ..... | reading.           |
| ② ♥ He .....  | playing badminton. |
| ③ ✗ She ..... | singing.           |
| ④ ✗ I .....   | cooking.           |

**11** Look and complete.

No, thank you. Yes, please.

- |                                |         |
|--------------------------------|---------|
| ① Would you like some chicken? | ✓ ..... |
| ② Would you like some milk?    | ✗ ..... |

**12** Look and complete.

I want to I don't want to

- |            |                   |
|------------|-------------------|
| ① 😊 .....  | go to the beach.  |
| ② ☹️ ..... | go to a big city. |



1

# Hello again (page 9)

black

purple

yellow


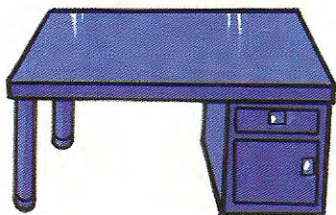

green

pink

blue




2

# Back to school (page 15)



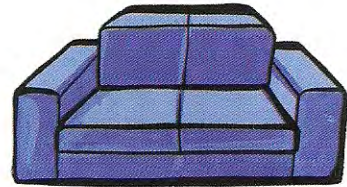

3

# Playtime! (page 23)








**4** At home (page 29)



**5** Meet my family (page 39)







**6** Dinner time (page 45)



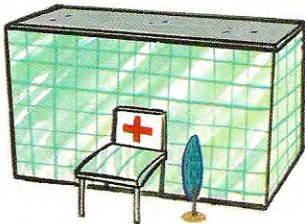





# At the farm (page 53)



# My town (page 59)





# Our clothes (page 69)








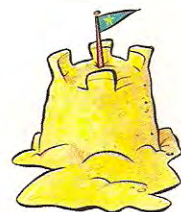


**10** Our hobbies (page 75)



**11** My birthday (page 83)



**12** On holiday! (page 89)





Second Edition

# Kid's Box

## Activity Book 2

with Online Resources

The fun course for seriously good results!

Loved by children and teachers the world over, **Kid's Box** is bursting with bright ideas to inspire you and your pupils. Perfect for general use, this seven-level course also fully prepares students for success in the Cambridge English: Young Learners (YLE) tests.

Levels 1 & 2 cover the Cambridge English: Starters test syllabus.


In the Activity Book:

- ★ NEW YLE page in every unit prepares children for the Starters test.
- ★ NEW online games and activities offer extra grammar, vocabulary and reading practice – all the students' online work can be tracked and reviewed by the teacher.


A NEW Starter level is also now available.

[www.cambridge.org/kidsbox](http://www.cambridge.org/kidsbox)


You could also try:



ISBN 978-0-107-61108-5



ISBN 978-1-107-62901-1



ISBN 978-1-521-18810-4

CEFR level:	Cambridge English exam:
A2	Kid's Box 6
	Kid's Box 5
A1	Kid's Box 4
	Kid's Box 3
	Kid's Box 2
	Kid's Box 1
	Kid's Box Starter
	Flyers
	Movers
	Starters

### Level 2

Pupil's Book  
 Activity Book with  
 Online Resources  
 Teacher's Book  
 Teacher's Resource Book  
 Class Audio CDs

Interactive DVD  
 Presentation Plus  
 Flashcards  
 Language Portfolio  
 Tests CD-ROM  
 Posters  
 Monty's Alphabet Book



**CAMBRIDGE**  
 UNIVERSITY PRESS  
[www.cambridge.org](http://www.cambridge.org)

