



Sahitya Bhawan[®]

EV^S

Environmental Studies



2

Environmental Studies

2



DEEPA BHANDARI



Sahitya Bhawan®

CONTENTS

Unit 1: Myself

- | | | |
|----|------------|-------|
| 1. | Myself | 3-5 |
| 2. | My Body | 6-9 |
| 3. | Growing Up | 10-12 |

Unit 2: Our Clothes

- | | | |
|----|--------------|-------|
| 4. | Our Clothes | 13-16 |
| 5. | Food We Eat | 17-20 |
| 6. | Tools We Use | 21-23 |

Unit 3: Family

- | | | |
|----|------------------|-------|
| 7. | Our Family | 24-26 |
| 8. | House We Live In | 27-30 |
| 9. | Staying Healthy | 31-34 |

Unit 4: Me and My Life

- | | | |
|-----|------------------|-------|
| 10. | My School | 35-38 |
| 11. | Good Habits | 39-42 |
| 12. | Festival Express | 43-46 |
| 13. | Safety Rules | 47-50 |

Unit 5: Neighbourhood

- | | | |
|-----|------------------|-------|
| 14. | My Neighbourhood | 51-54 |
| 15. | Occupations | 55-57 |
| 16. | My Neighbours | 58-59 |

Unit 6: Transport and Communication

- | | | |
|-----|--------------------|-------|
| 17. | Means of Transport | 60-63 |
| 18. | Let's Communicate | 64-66 |

Unit 7: The World of Plant

- | | | |
|-----|---------------------|-------|
| 19. | The World Of Plants | 67-70 |
| 20. | Animal Kingdom | 71-74 |

Unit 8: My world

- | | | |
|-----|---------------------|-------|
| 21. | Our Beautiful Earth | 75-78 |
| 22. | Seasons | 79-81 |
| 23. | Directions | 82-84 |
| 24. | Time | 85-88 |

- | | | |
|--|--------------------|-------|
| | Test Paper-I to IV | 89-96 |
|--|--------------------|-------|

1

Myself

Hello friends!

I am Manan.

I am a boy.

I am six years old.

I was in class Ist last year.

Now, I am in class IInd.



In This Chapter

- » Who am I ?
- » My school.
- » My father.
- » My mother.
- » What I can do myself ?
- » My activities.



I study in Ryan International School.

My father is a businessman.

My mother is a house-wife.

Now, I can do many things by myself.

I can wear school dress myself.

I can comb my hair and fasten my shoe laces.

I can put my books in the school bag.

My mother looks after my younger sister.

I do not take her help for small things.

My Favourites

I love playing cricket.

I enjoy reading books.

I also like to watch cartoons on TV.

My favourite food is 'Rajmah and Rice'.

I also love to eat 'Pulao'.

I love my sister very much.



New Terms

House-wife : One who stays at home and does household work.

Wisdom Corner

The finger-print of each person differs from the other. This helps in finding the thief.

Assessment

RAPID FIRE

1. Answer these questions quickly :

- Who are you? A boy or a girl.
- How old are you?
- What is your name?
- Where do you study?
- In which class do you study?

2. Fill in the blanks :

- Your favourite food is _____.
- Game you like to play is _____.
- You write with your _____ hand.
- You/I study in class _____.
- Your/My best friend is _____.

3. Write True (T) or False (F) for the following statements :

- I study in Ryan International School.
- I am three years old.
- I have a sister.
- My mother is a teacher.
- My father is a businessman.

4. Write 'Yes' or 'No' :

- Do you wear spectacles?
- Can you ride a bicycle?
- Can you write with your left hand?
- Can you dress yourself?
- Can you tie your shoe laces?

THINK AND WRITE (HOTS)

Answer the following questions in short :

1. Can you draw and colour a picture?
2. Do you know how to swim?
3. Can you play cricket?
4. Do you go to watch a movie?
5. Do you love music or dance?

Value Corner

Do not be selfish. Care about the poor and needy.

Fun Corner



Activity Time

Dip your palm in poster colour and put its imprint on a card. Add beak, an eye, a crown and a pair of feet. You can stick some feathers to it. Your beautiful bird is ready to fly.

Learning by Doing

It is your sister's birthday. Prepare an invitation card for the birthday.



Project Work

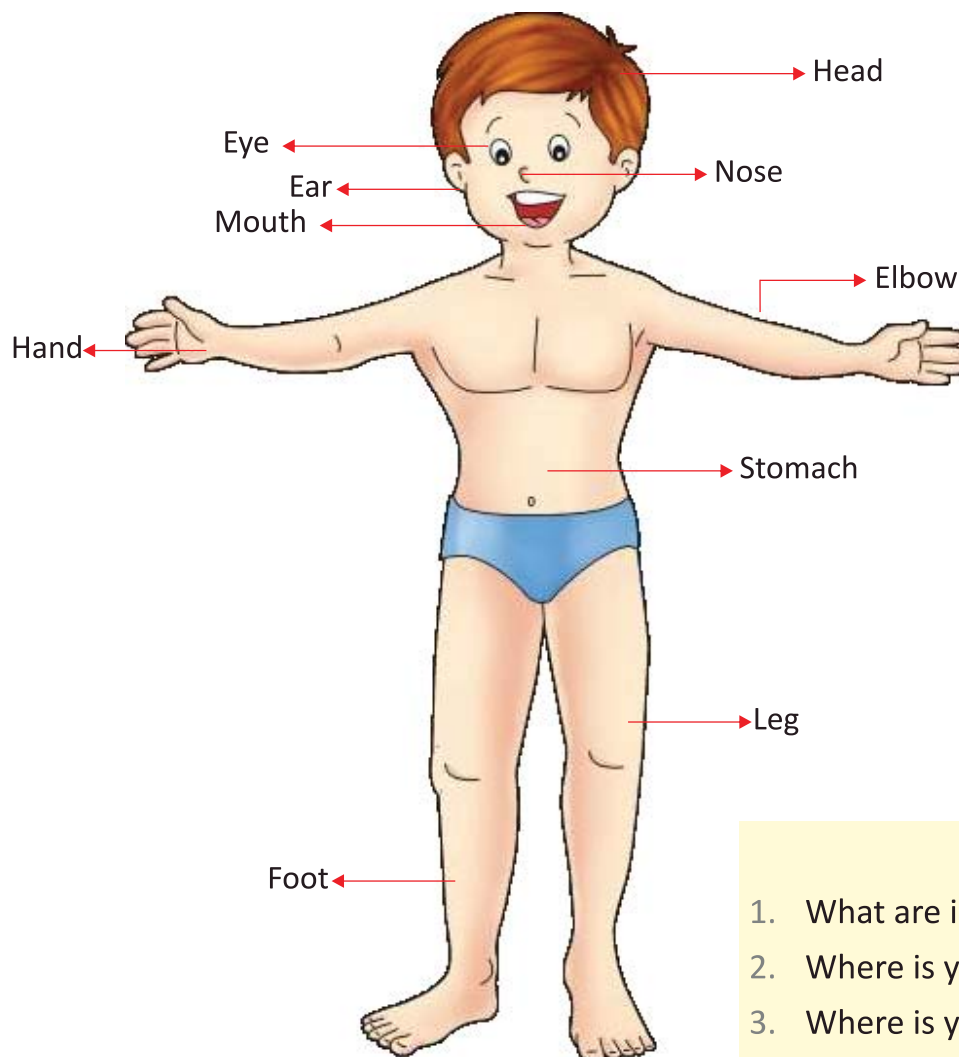
Find out the birthday of your friends. Prepare beautiful wish cards for them to be sent on their birthday.

My body is a living machine. It has two types of organs. One you can see from outside and the others are located inside my body which cannot be seen.

The outside parts are called as **External Organs**. The head, the arms, the legs, the eyes, the ears, the nose and the tongue are our external organs. You know about all these external organs.

In This Chapter

- » Different parts of the body.
- » The internal organs.
- » Sense organs.
- » The working of some organs.



1. What are internal organs?
2. Where is your brain?
3. Where is your heart?

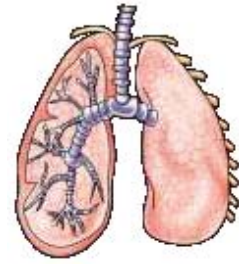
The Internal Organs are :



Brain : It is in our head. It helps us to think.



Heart: It is in our chest. It sends blood to the whole body. It never stops.



Lungs : There are two lungs in our chest. They help us to breathe.



Kidney : They are two kidneys in our body. They remove waste (urine) from our body.



Stomach : The stomach looks like a bag. It helps to change the food into liquid.

Our Sense Organs

We have five sense organs.

1. Our eyes help us to see.
2. Our nose helps us to smell.
3. Our ears help us to hear.
4. Our tongue helps us to taste.
5. Our skin helps us to feel hot and cold.



1. What does the heart do?
2. What is the use of lungs?
3. What is the function of the stomach?
4. What do the kidneys do?



Eye



Nose



Ear



Tongue



Skin

All the external organs, internal organs and the sense organs help the body to work properly.

New Terms

External organs : Organs which are outside our body and can be seen.

Internal organs : Organs which are inside our body and cannot be seen.

Breathe : Taking in of air and throwing out the dirty air from the nose.

Wisdom Corner

1. Skin is the largest organ in our body. It is also the largest sense organ.
2. A doctor uses a stethoscope to listen to our heart-beat.

Assessment

RAPID FIRE

1. Answer these questions quickly :

- a. How many legs do you have?
- b. How many ears do you have?
- c. How do you smell with?
- d. How many mouths do you have?
- e. Are your eyes above or below your head?

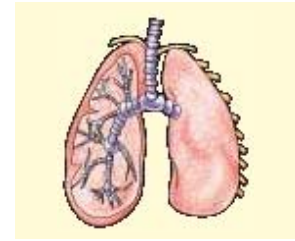
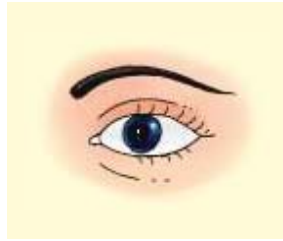
2. Fill in the blanks :

- a. _____ is like a bag.
- b. _____ helps us to think.
- c. Nose helps us to _____.
- d. We see with our _____.
- e. The skin is the largest _____.

3. Match the following columns :

- | | |
|------------|-----------------------|
| a. Stomach | i. help us to breathe |
| b. Skin | ii. tastes food |
| c. Heart | iii. digests food |
| d. Tongue | iv. pumps blood |
| e. Lungs | v. feels |

4. Name the organs :



THINK AND WRITE (HOTS)

Answer the following questions in short :

1. What is the difference between external and internal organs?
2. How many sense organs do we have?
3. What does the heart do?
4. Name any two body parts that you cannot see.
5. What does the stomach do?

Value Corner

Exercise everyday to keep fit.

Fun Corner



Activity Time

Take a funnel and a rubber or plastic tube. Fit the tube in the narrow end of the funnel. Keep the broad end on your chest on left side. Hold the other end of the tube in your ears. You will hear sound like lub-dub. This is your heart-beat.

Learning by Doing

Put your two fingers on the thumb side of your wrist and feel the thumb. It is your pulse.



Project Work

Collect pictures of sense organs and different internal organs of your body and paste them in your scrap book.

Growing up means increase in size. All living things grow. Grown-ups look different from children. Plants, animals and human beings all grow. When we grow, our body parts also grow. See the pictures given below showing growing up of living things.

In This Chapter


- » Concept of growing up.
- » Examples of growing things.
- » Grown-ups and children.
- » Changes in the body.



A bird grows from an egg



A seed grows into a tree



A baby boy grows to become an old man

When we grow, some features change and some remain the same. The colour of eyes remain the same throughout our life. The colour of our hairs remain the same till we start growing old. When we grow old, the colour of our hairs change from black to grey and then to white. As we grow, there is change in our looks also.

New Terms

Seedling : A stage in growing up of seed into a plant.

Wisdom Corner

Growing up is a general term used for increase in size and developing of other organs of the body including the brain. We look different as we grow.

Assessment

RAPID FIRE

1. Answer these questions quickly :

- Can a new born baby walk?
- What does a new born eat?
- Do all living things grow?
- Does a plant also grow?

2. Fill in the blanks using words from the box given below :

Run, Talk, Small, Tall, Baby, Look after

- When I was a _____ I could not _____.
- When I was a baby I could not _____ myself.
- Now I can walk and _____ too.
- When I was a baby I was very _____.
- Now I have grown up and I am very _____.

3. Circle the correct option :

- When we are born, we are adults/babies.
- I am baby. I am six months/ten years old.
- Little plants become big animals/trees.
- All living things grow/do not grow.
- All non-living things grow/do not grow.

4. Read the following sentences and write 'yes' or 'no' :

(You have grown from a baby to a child.)

- Did you grow in height?
- Did you grow more legs?

- c. Did the colour of your eyes change?
- d. Did your hands grow in size?
- e. Did your shoe size become bigger?

 **THINK AND WRITE (HOTS)**

Answer the following questions in short :

- 1. Do all living things grow?
- 2. Do we change as we grow?
- 3. Do plants and animals also change as they grow?
- 4. A plant grows from a _____
- 5. How old are you?

Value Corner

Learn to be more patient as you grow.

Fun Corner



Activity Time

Take a sponge and soak it in water. Sprinkle a few mustard seeds on it. Keep the sponge wet by keeping it in a tray of water. Watch the baby plants as they come out.

Learning by Doing

Plant a seed in a pot and watch it grow into a plant. Keep it in sun and water it regularly.



Project Work

Collect pictures of babies, children, adults and old people from magazines. Paste them on a sheet of chart paper. Display it in your class.

Our Clothes

Clothes are one of the basic needs of human beings.

Why do we wear clothes?

- We wear clothes to protect ourselves from heat, cold, rain and dust.
- We look smart and decent.
- We wear different clothes in different seasons.

In This Chapter

- » Why do we need clothes?
- » Types of clothes.
- » Making clothes.
- » How is cloth obtained?
- » Different dresses.



Types of Clothes

We wear clothes according to seasons. We like to cover most of our body in winter. **Woollen clothes** keep us warm. Woollen clothes are made of wool. We get wool from sheep.



Sheep



Wool



Woollen clothes

In summer season, we like to wear **cotton clothes**. Cotton clothes are light and keep us cool. Cotton is obtained from cotton plant.



Cotton plant



Cotton fibre



Weaving



Cotton thread



Cotton cloth

Frock

Shirt

Rubber clothes : In the rainy season, we wear a rain-coat and shoes made from rubber or plastic. They protect us from rain. We use an umbrella.



Rain-coat



Gum boots



Umbrella

Silk clothes : On special occasions, we wear silk clothes. Silk is soft and shiny. We get silk from silk-worm.

Cotton, silk and wool are natural fibres. We also wear clothes made from man-made fibres like plastic, rayon and nylon.



Silk-worm



Cocoon



Silk fibre



Silk saree

People who do special jobs wear **uniforms**.



School child



Policeman



Soldier

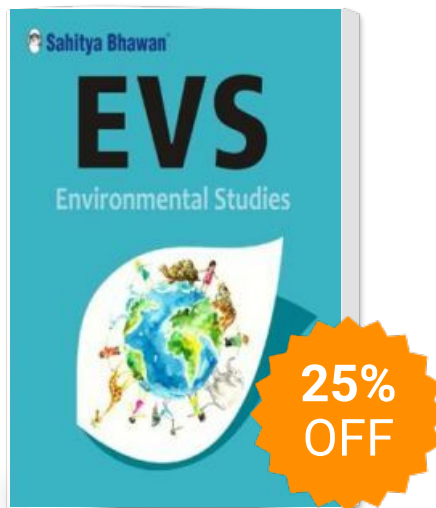


Nurse



Postman

EVS Textbook For Class 2



Publisher : Sahitya Bhawan

ISBN : 9789353397913

Author : Deepa Bhandari

Type the URL : <https://www.kopykitab.com/product/49148>



Get this eBook