


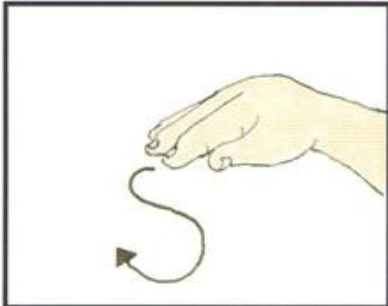
Jolly Phonics Extra Pupil Book 1



Christopher Jolly



Illustrated by Lib Stephen

S s



ACTION


Weave your hand in an 's' shape, like a snake, and say *sssssss*.



Three of these pictures have a /s/ sound in them.
Cross out the one that does not.

S





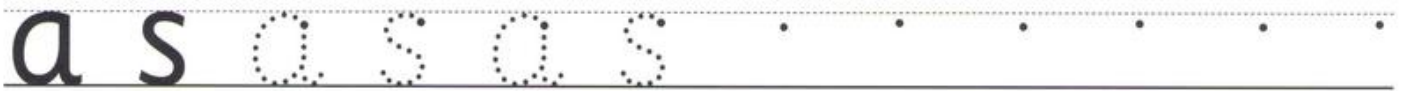
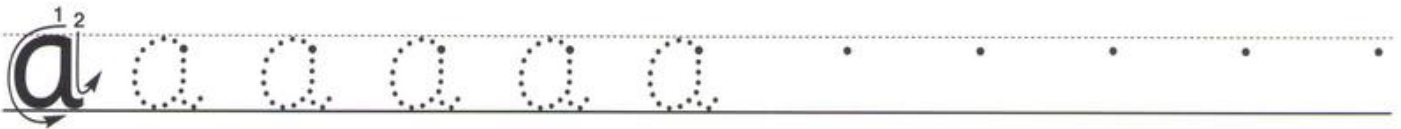
A a

short a



ACTION

Wiggle your fingers above the elbow as if ants are crawling on you, and say a, a, a, a!



Three of these pictures have an /a/ sound in them.
Cross out the one that does not.



s



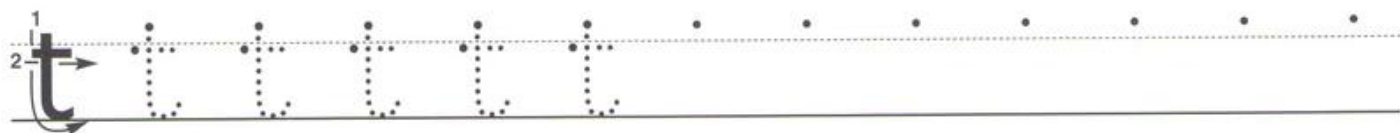

a

T t



ACTION

Turn your head from side to side, as if you are watching tennis, and say *t, t, t, t*.



Three of these pictures have a /t/ sound in them.
Cross out the one that does not.

s

a


at

sat



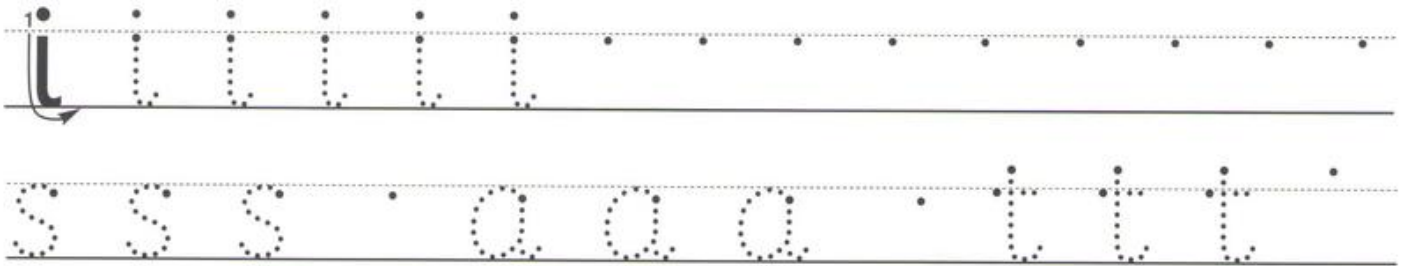
I i

short i

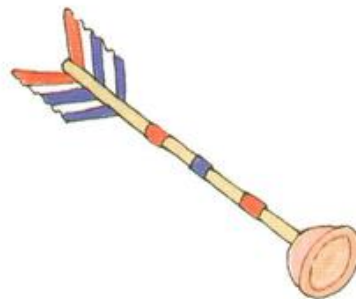



ACTION

Pretend to be a mouse by wiggling your fingers at the end of your nose, like whiskers, and squeak *i, i, i*.



Three of these pictures have an /i/ sound in them.
Cross out the one that does not.



a

•

i

•

it

••

sit

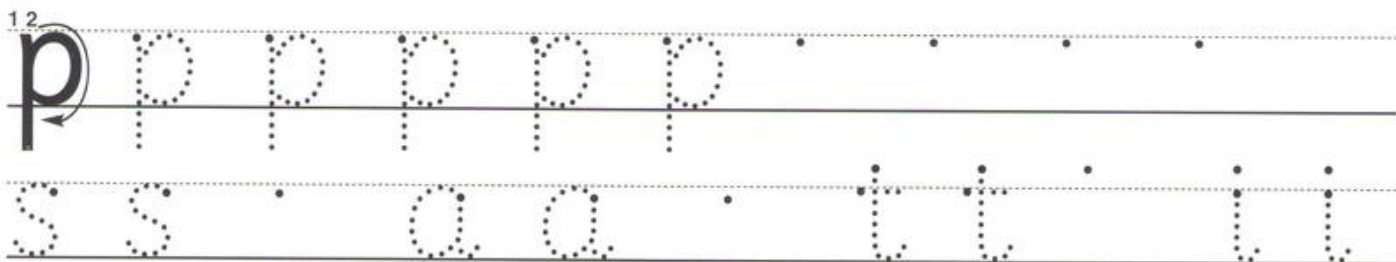
•••

P p



ACTION

Hold up your finger, as if it is a candle, and pretend to puff it out, saying *p, p, p, p*.




Three of these pictures have a /p/ sound in them.
Cross out the one that does not.

pit



pat

tap

tip

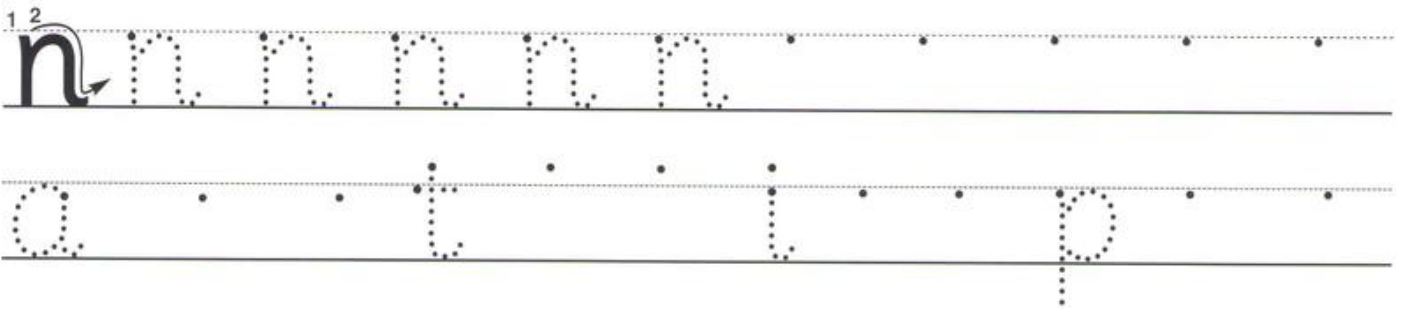


N n



ACTION

Pretend to be a plane, with your arms out like wings, and say *nnnnnnnnnn*.



Three of these pictures have a /n/ sound in them.
Cross out the one that does not.

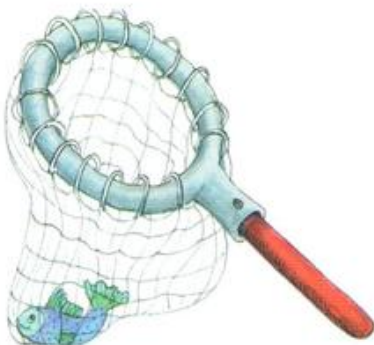


nap

ant

pan

tin

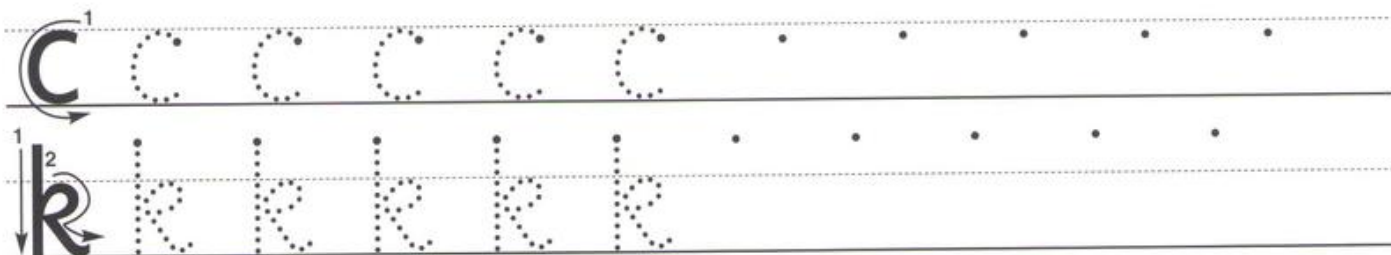



C c K k



ACTION

Raise your hands and snap your fingers together, as if you are playing castanets, and say *ck, ck, ck, ck*.




Three of these pictures have a /ck/ sound in them.
Cross out the one that does not.

cat

kip

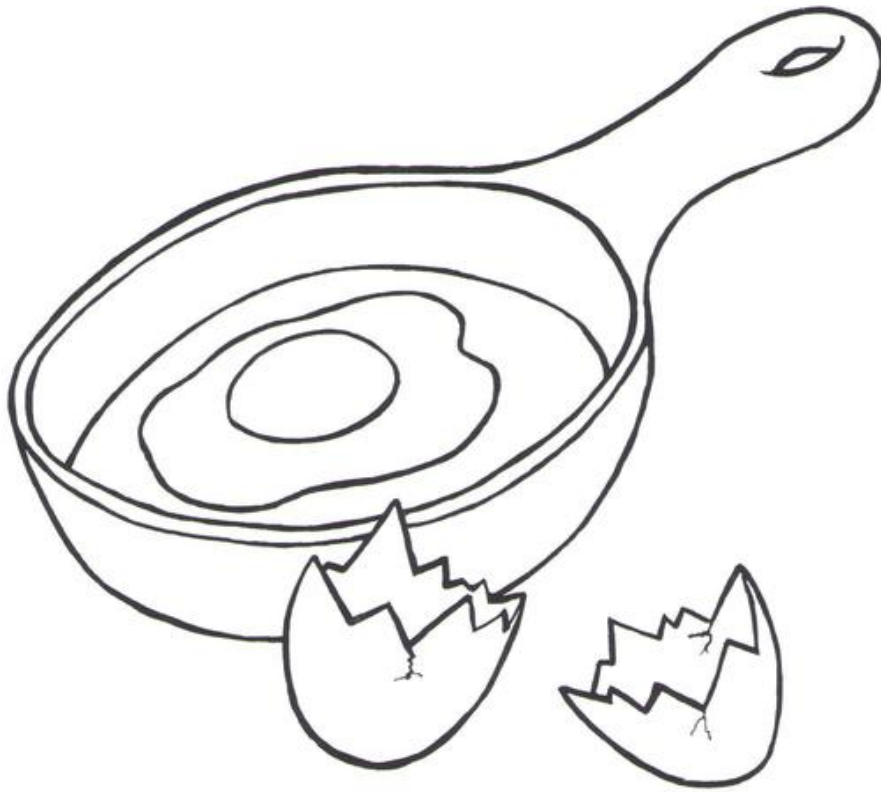
pick

sack



E e

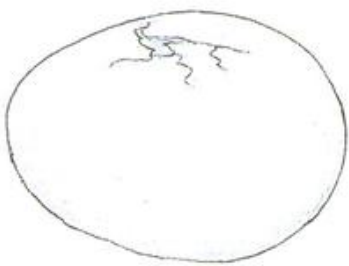
short e



ACTION
Pretend to crack an egg against the side of a pan with one hand. Use both hands to open the shell, saying *eh, eh, eh*.

e e e e e e
t i p n c k

Three of these pictures have an /e/ sound in them.
Cross out the one that does not.




set

pet

tent

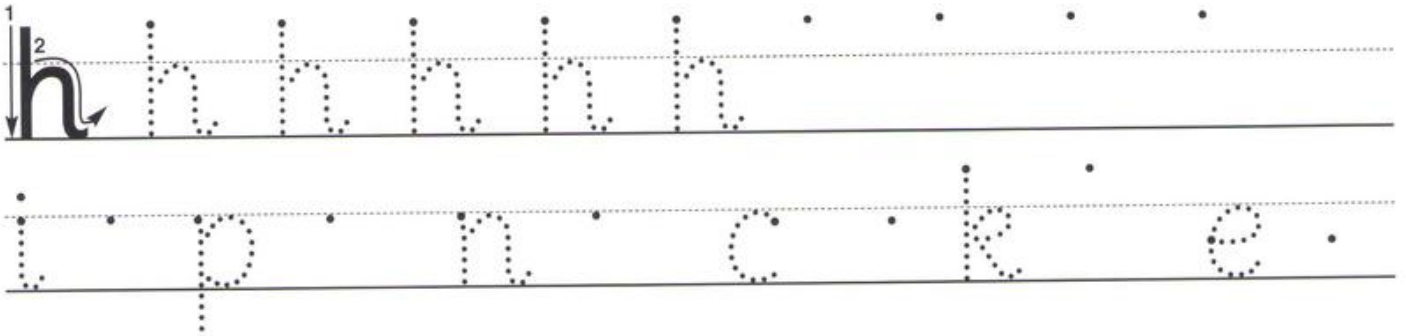
neck

Hh



ACTION

Hold a hand up to your mouth, panting as if you are out of breath, and say *h, h, h*.



Three of these pictures have a /h/ sound in them. Cross out the one that does not.

hen

hat

hip

hiss

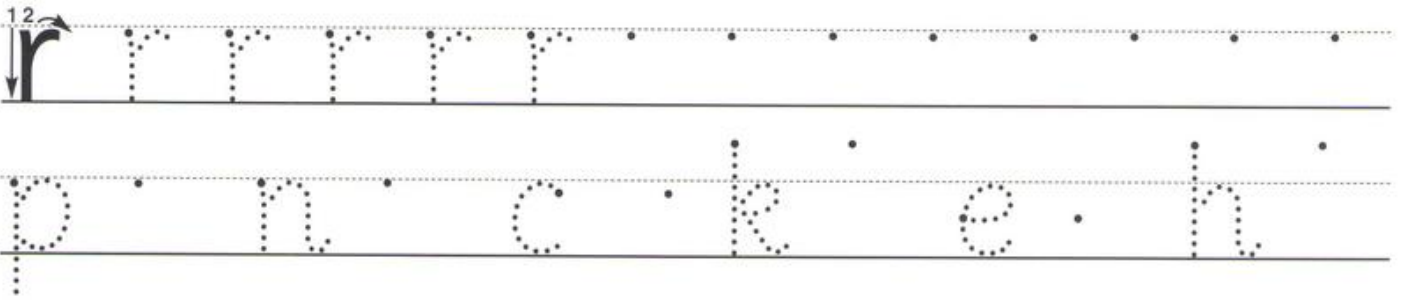


R r





ACTION

Pretend to be a puppy, pulling a rag, and shake your head from side to side, saying rrrrrrrrrrr.



Three of these pictures have a /r/ sound in them.
Cross out the one that does not.



rat

rip

ran

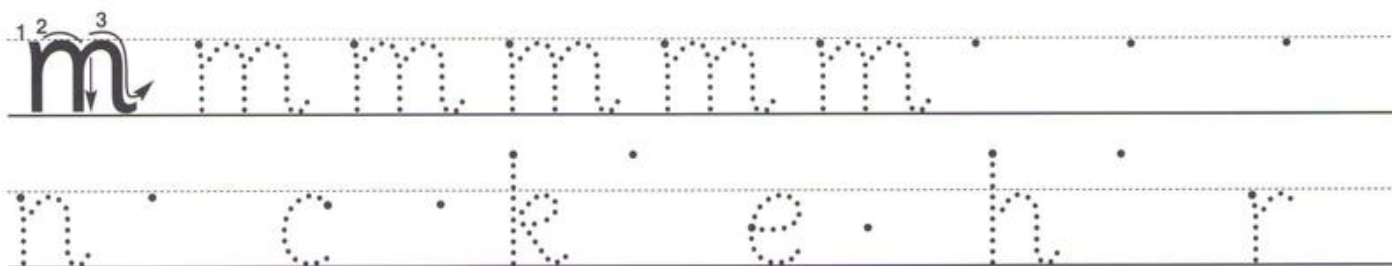
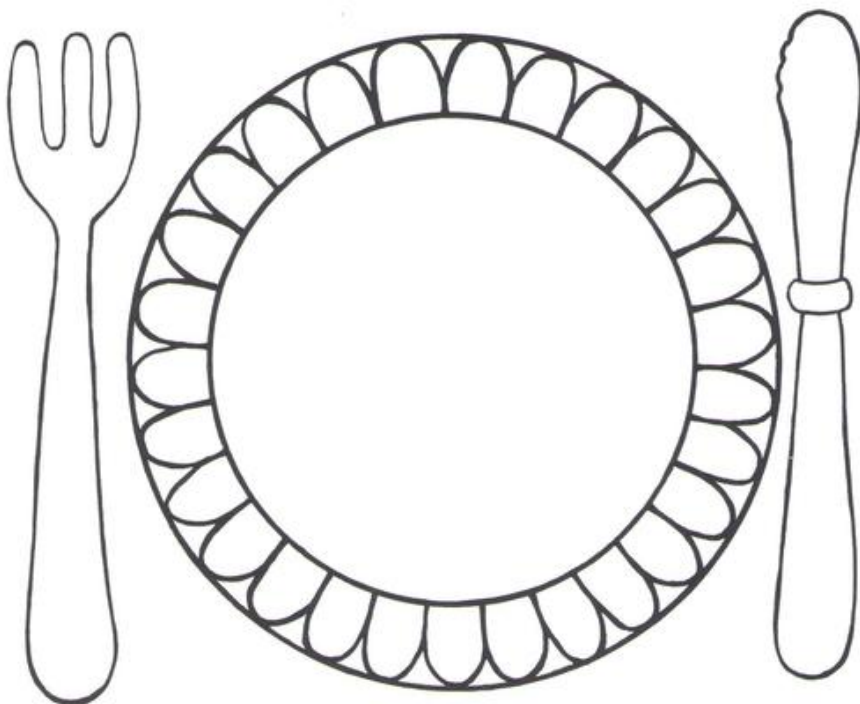
rest

M m



ACTION

Rub your tummy, as if you are seeing some tasty food, and say *mmmmmmmm*.



Three of these pictures have a /m/ sound in them.
Cross out the one that does not.

men

man

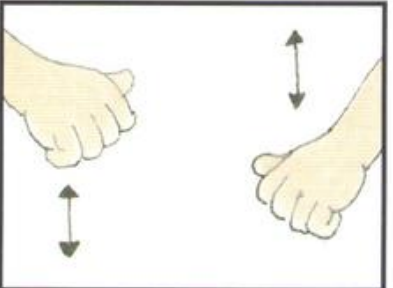
miss

him





D d




ACTION
Beat your hands up and down, as if you're playing a drum and say *d, d, d.*

d d d d d d . . .

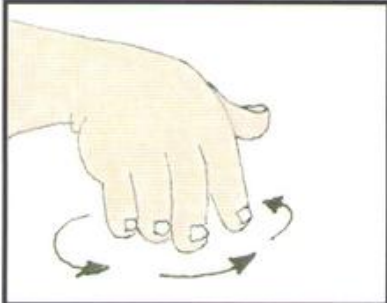
c k e h r m

Three of these pictures have a /d/ sound in them.
Cross out the one that does not.



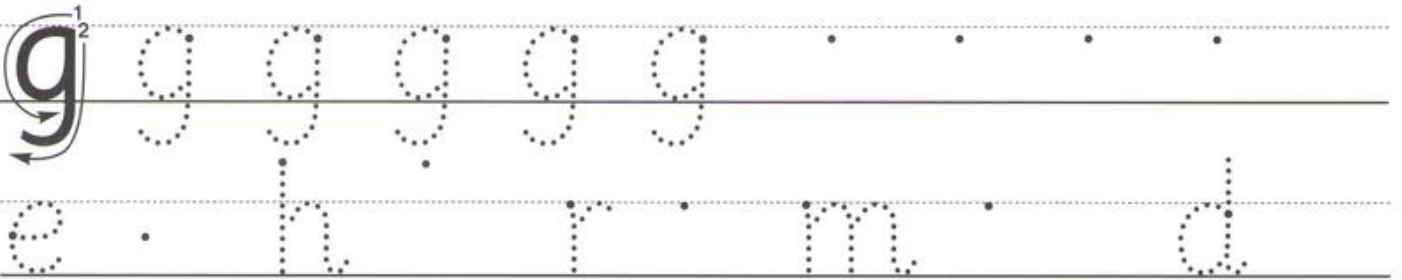
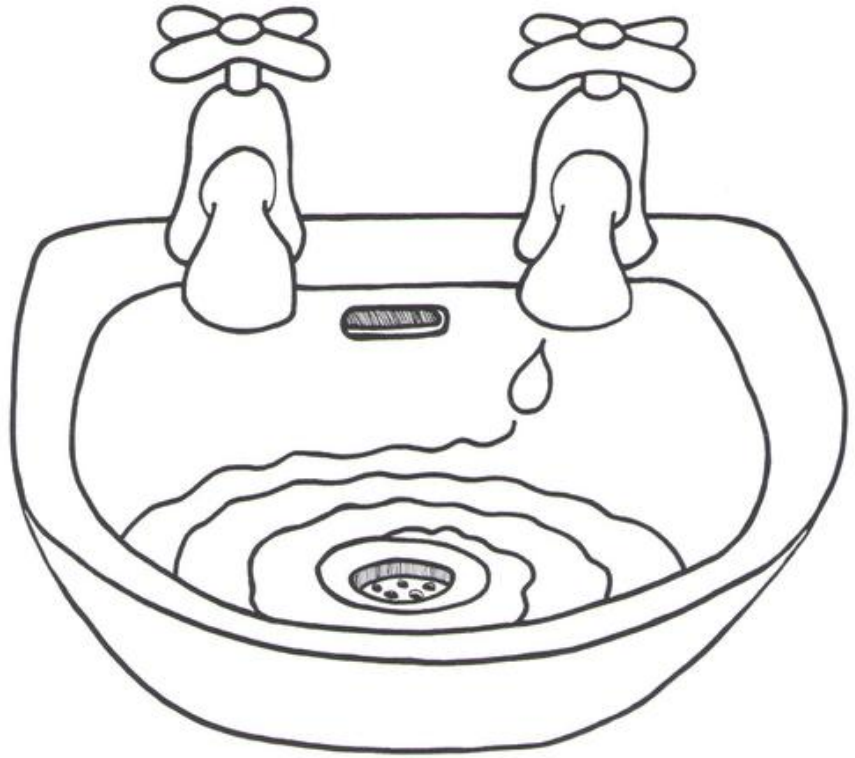
dip
dad
pad
hid

G g



ACTION

Spiral your hand down as if water is gurgling down a drain, and say *g, g, g, g.*



Three of these pictures have a /g/ sound in them.
Cross out the one that does not.

get

gap

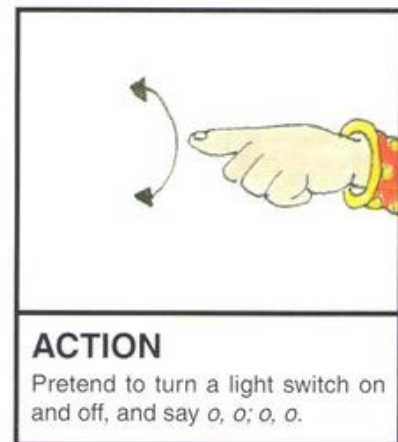

peg

rag



O o


short o



O o o o o

h r m d g

Three of these pictures have an /o/ sound in them.
Cross out the one that does not.



hot

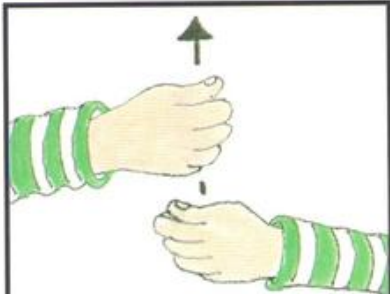
mop

pots

dog

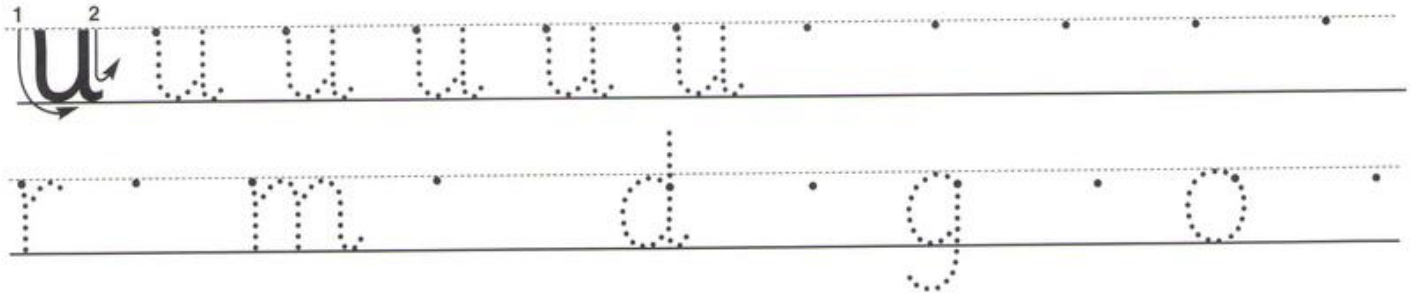
U u

short u



ACTION

Keep one hand steady and raise the other, as if raising an umbrella, and say *u, u, u, u.*



Three of these pictures have an /u/ sound in them.
Cross out the one that does not.

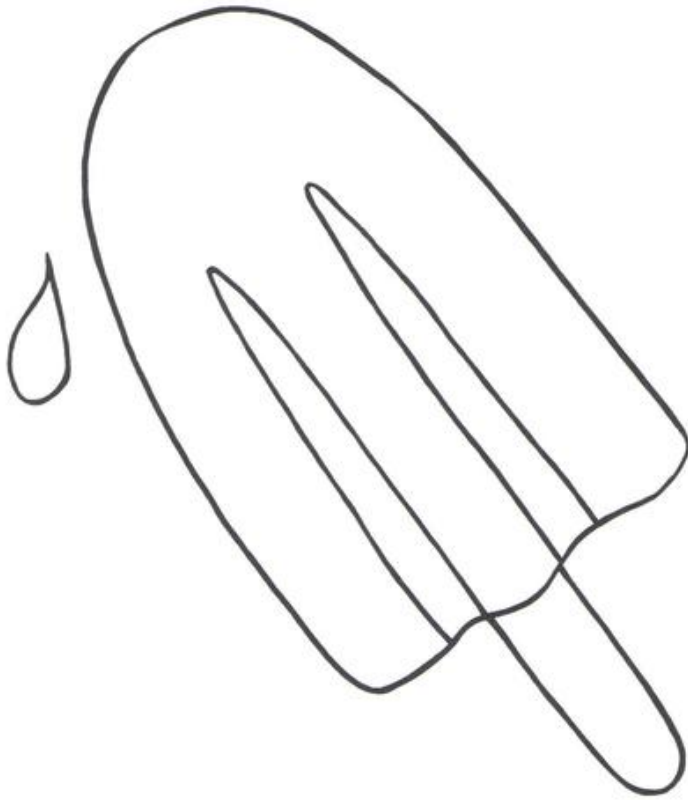
sun

mud

cup

dug



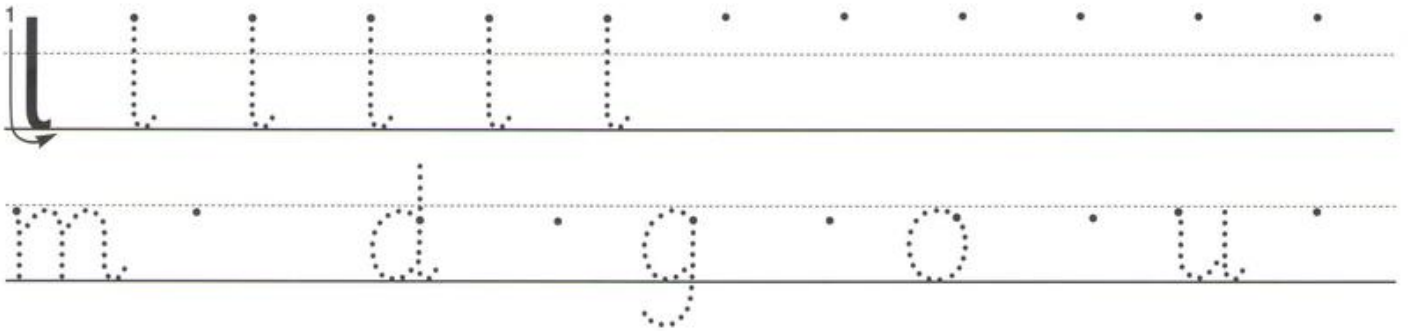


L l



ACTION

Pretend to lick a lollipop, and say
lllllll.



Three of these pictures have a /l/ sound in them.
Cross out the one that does not.



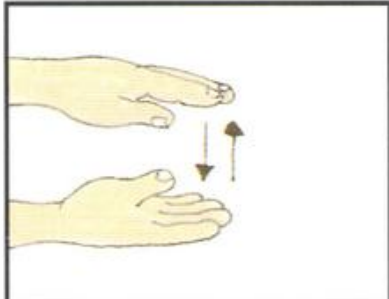
leg

lips

help

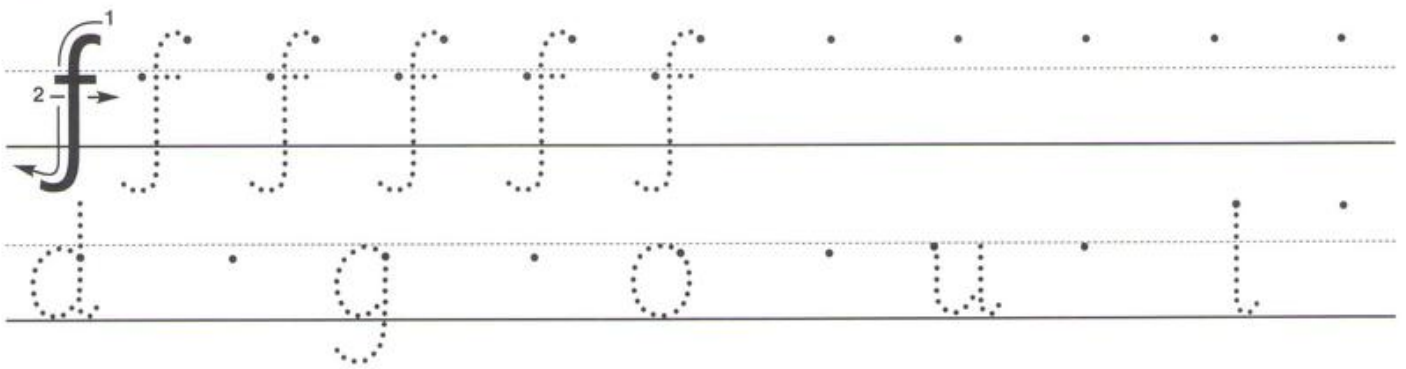

plan

F f



ACTION

Let your hands come together gently, as if an inflatable fish is deflating and say *ffffff*.




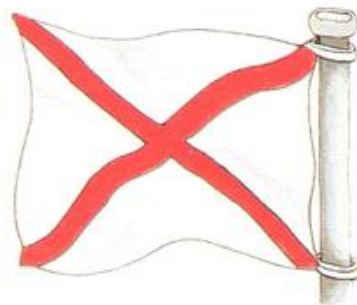
Three of these pictures have a /f/ sound in them.
Cross out the one that does not.

fit

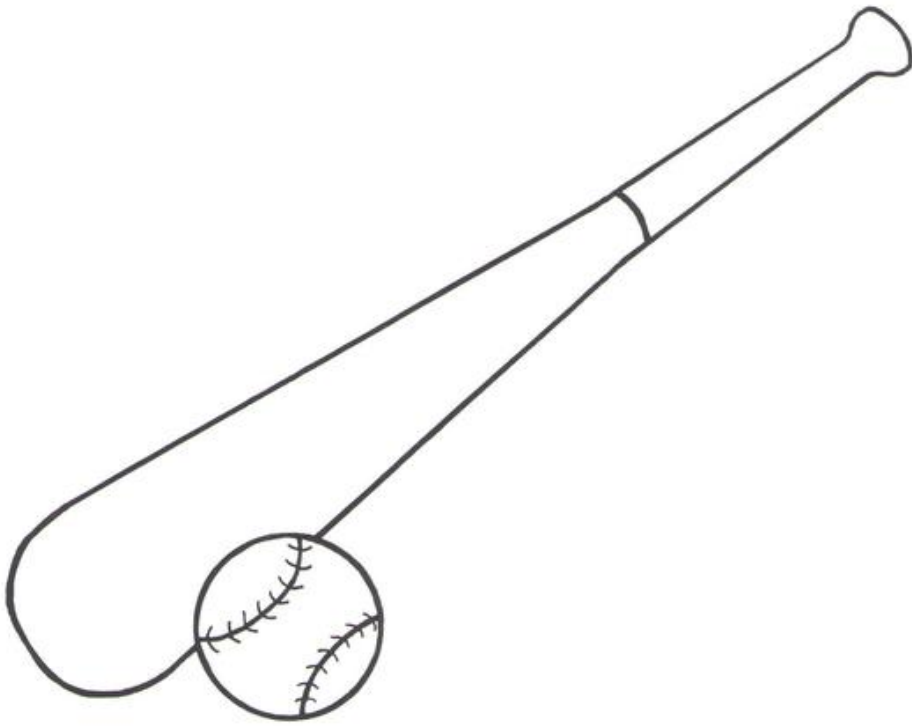
fat

puff

soft

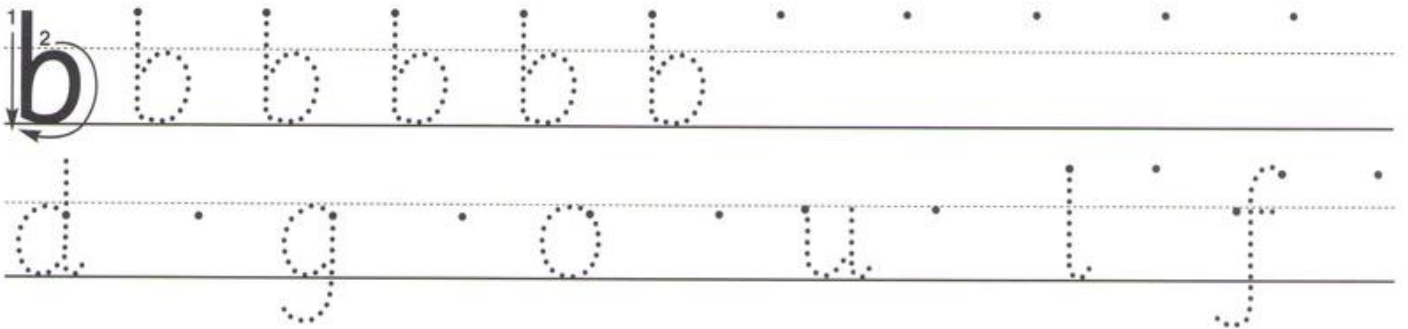


B b




ACTION

Pretend to hit a ball with a bat, and say *b, b, b, b.*



Three of these pictures have a /b/ sound in them.
Cross out the one that does not.





bag

big

cub

crab



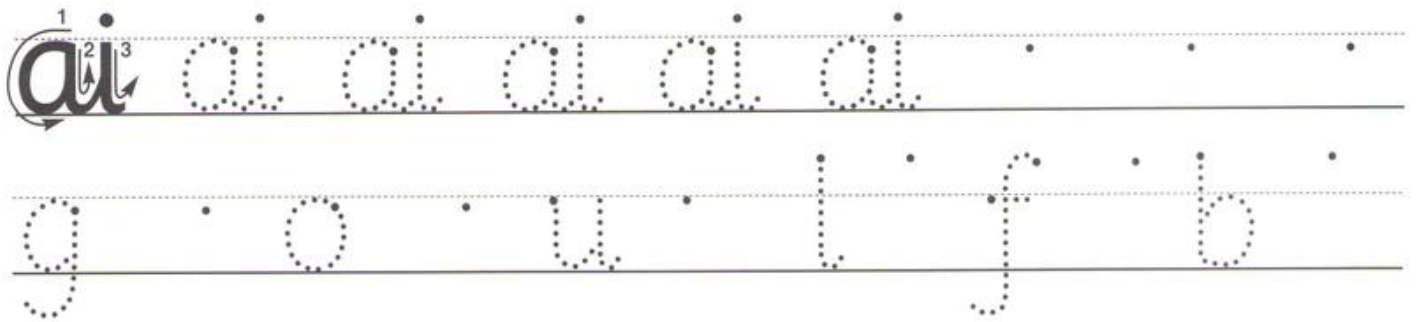

ai

a



ACTION

Cup your hand over your ear, as if you are hard of hearing, and say ai, ai, ai?



paid

paid

rain

rain

snail

snail

Three of these pictures have an /ai/ sound in them. Cross out the one that does not.

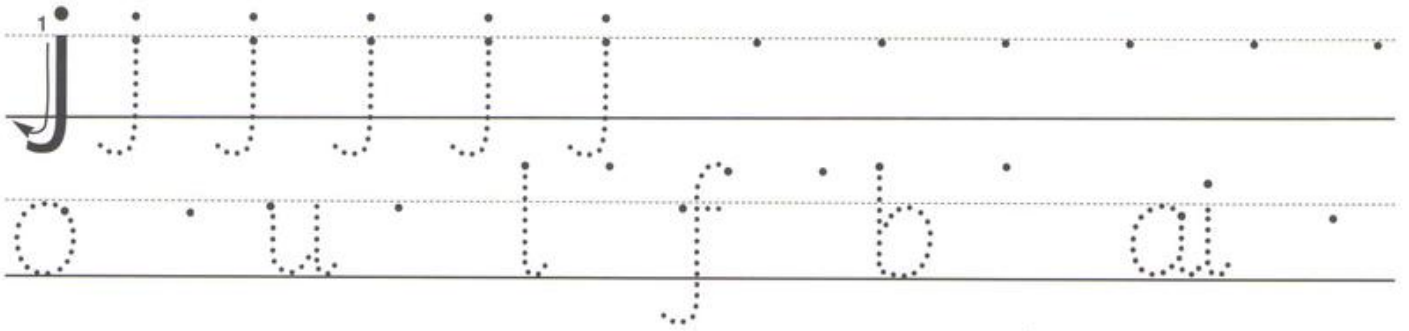


J j



ACTION

Pretend to wobble on a plate, and say j, j, j, j.



Three of these pictures have a /j/ sound in them.
Cross out the one that does not.



jam

jog

just

jump

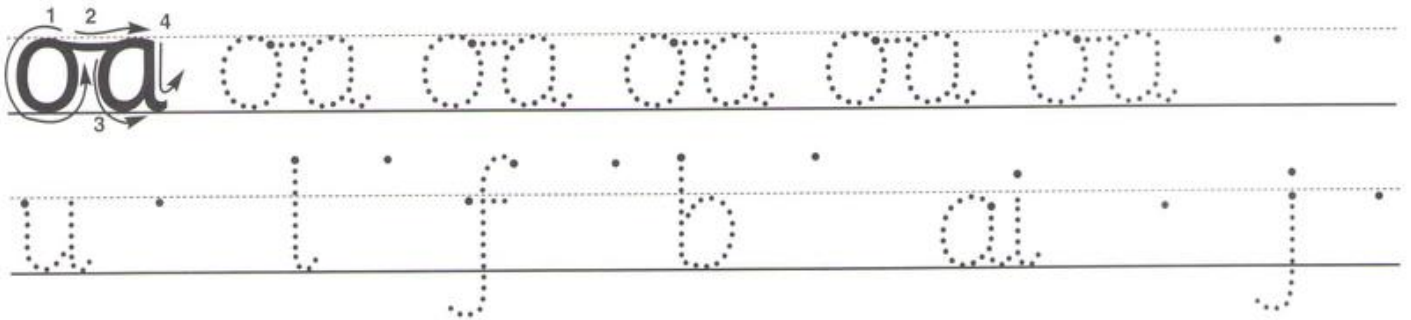

oa

o



ACTION

Bring your hand to your mouth, as if something has gone wrong, and say *oh!*



Three of these pictures have an /oa/ sound in them.
Cross out the one that does not.

goat

geat

soak

seak

road

read





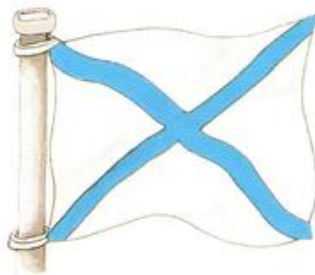
ie
y



ACTION
Salute and say *aye aye*.

ie ie ie ie ie ie
f b ai j oa

Three of these pictures have an /ie/ sound in them.
Cross out the one that does not.



sky

sky

tie

tie


lied

lied

ee or

€

ɑ



ACTION

Put your hands on your head, and flap them up and down like the ears of a donkey, saying eeyore, eeyore.

ee ee ee ee ee ee . .

or or or or or . .

tree corn

tree corn

seen fork

seen fork

bee ball

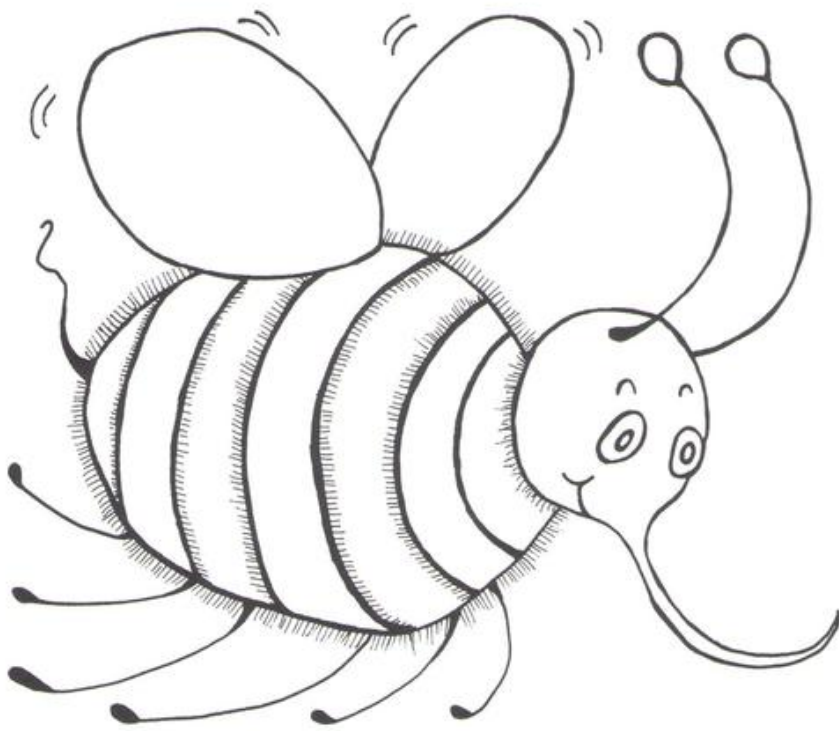
bee ball

Two of these pictures have an /ee/ sound in them. Cross out the one that does not.



Two of these pictures have an /or/ sound in them. Cross out the one that does not.





Z z
s



ACTION

Put your arms out at your sides and flap them like a bee, saying ZZZzzzzZZZ.

1 Z z z z z z

oo ie ee or

Three of these pictures have a /z/ sound in them.
Cross out the one that does not.




zap

zap

cries

cries



buzz

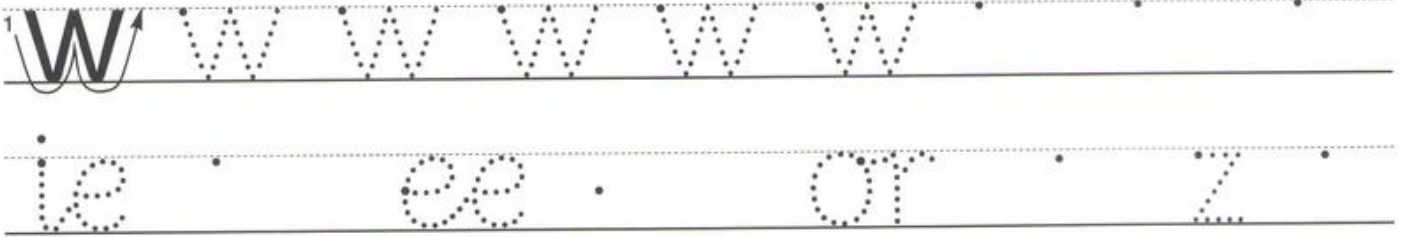
buzz

W w



ACTION

Blow onto your open hand, as if you are the wind, and say *wh, wh, wh, wh.*



Three of these pictures have a /w/ sound in them.
Cross out the one that does not.

web

wig

swam

wind





ng



ACTION

Imagine you are a weightlifter, and pretend to lift a heavy weight above your head, saying *ng...*

ng ng ng ng ng ng
 ee or z w

Three of these pictures have an /ng/ sound in them. Cross out the one that does not.



sang

long

lung

ink

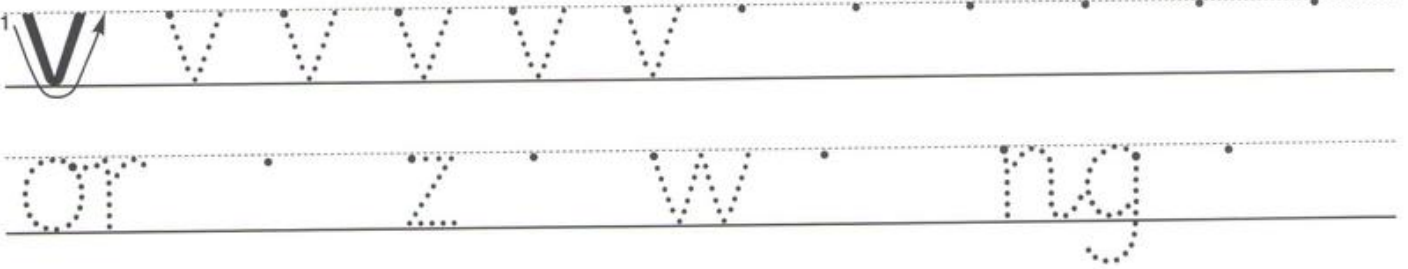
ink

V v



ACTION

Pretend to be driving along in a van, saying vvvvv.



Three of these pictures have a /v/ sound in them.
Cross out the one that does not.

van

vim

vat

vest





oo

oo

oo

oo



ACTION


Move your head back and forth, like the cuckoo in a cuckoo clock, calling u, oo; u, oo.



oo oo oo oo oo oo

oo z w ng v

Two of these pictures have an /oo/ sound in them. Cross out the one that does not.



foot

zoo

foot

zoo

look

soon

Two of these pictures have an /oo/ sound in them. Cross out the one that does not.



look

soon

book

moon

book

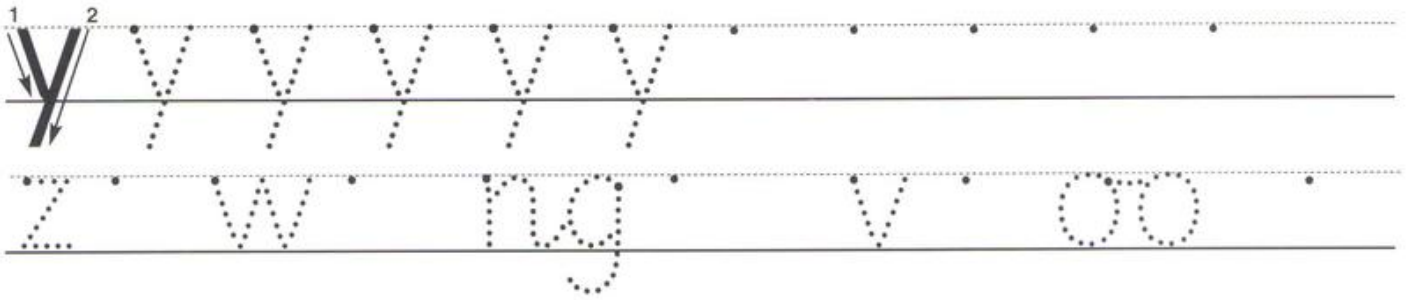

moon

Y y




ACTION

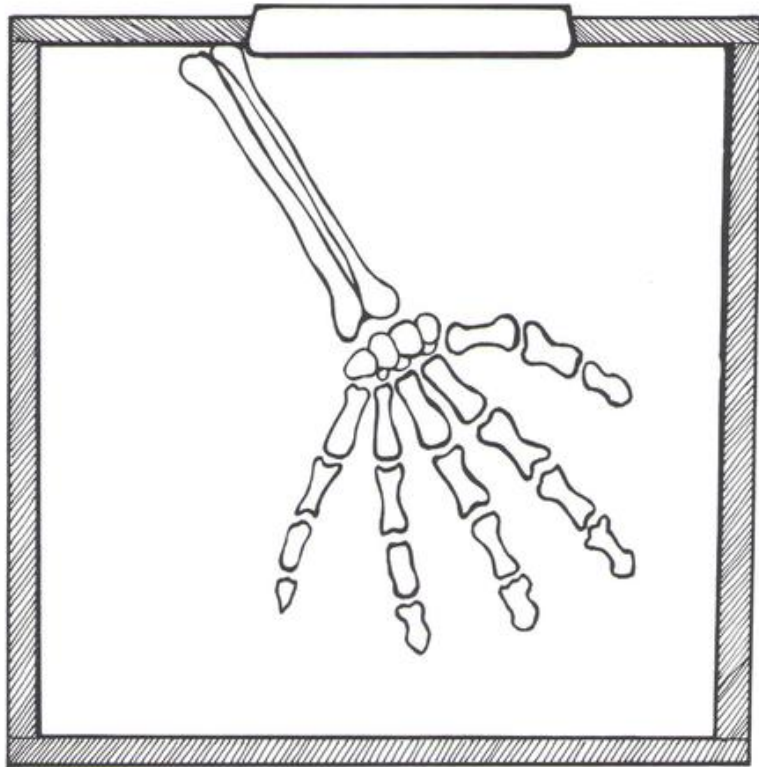
Pretend to eat yogurt from a spoon, saying y, y, y, y.



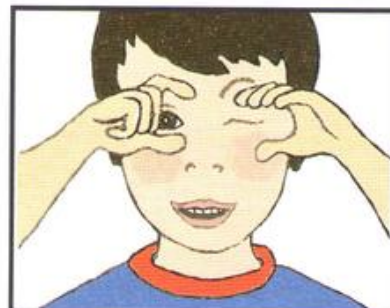
Three of these pictures have a /y/ sound in them.
Cross out the one that does not.

yes
yak
yell
yelp



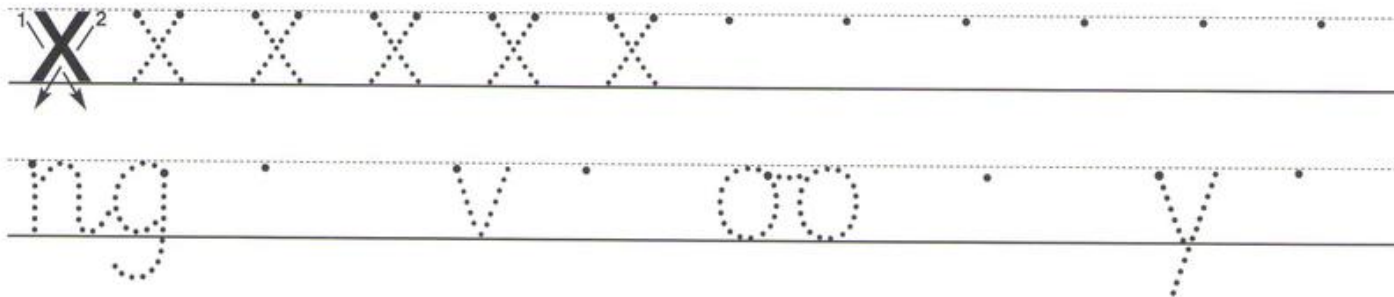


X x




ACTION

Pretend to take an x-ray with an x-ray camera, saying *ks, ks, ks, ks.*



Three of these pictures have a /x/ sound in them.
Cross out the one that does not.



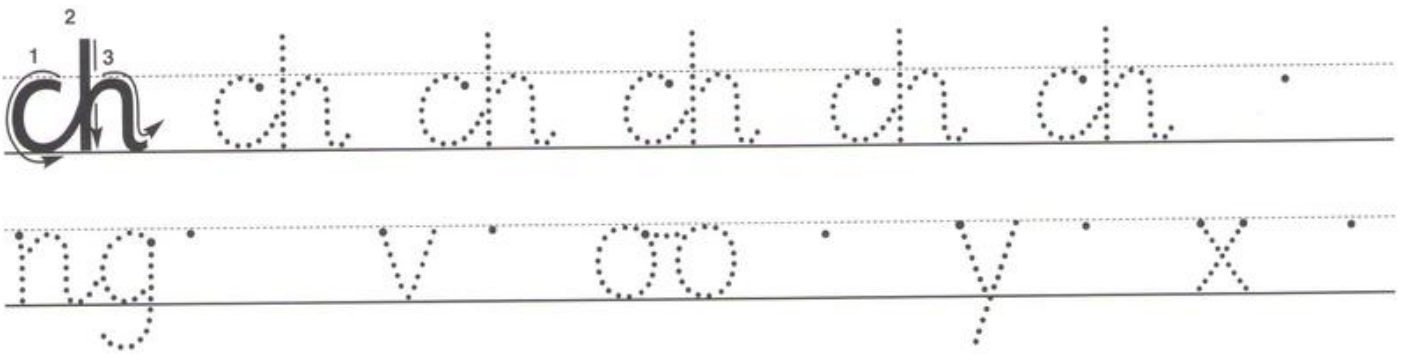


box

six

exit

next

ch



chops



chips



bunch



chain

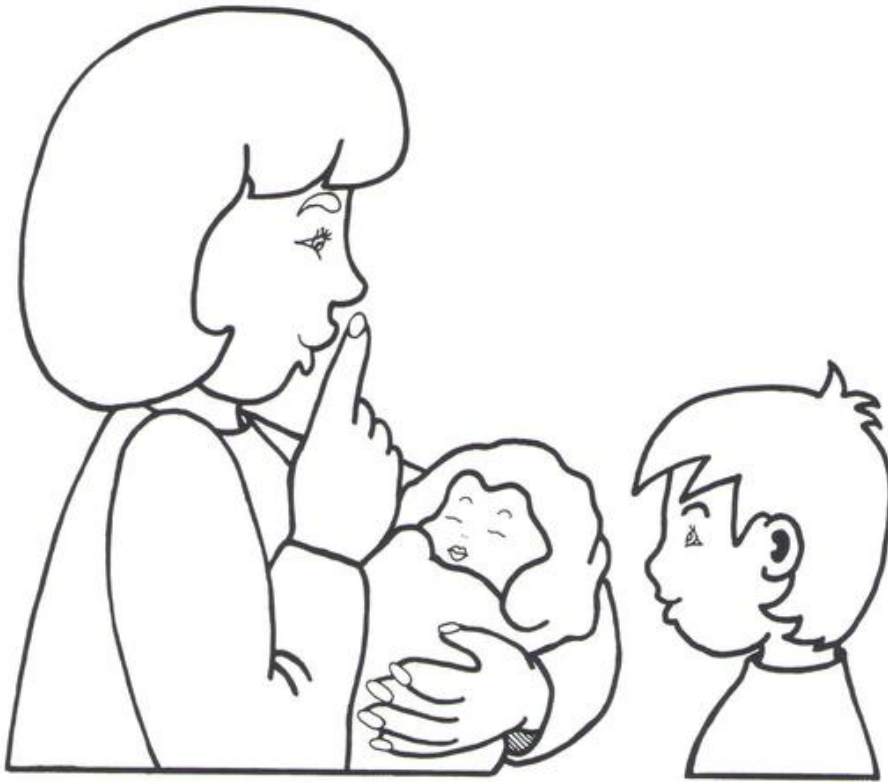


chain

Three of these pictures have a /ch/ sound in them.
Cross out the one that does not.

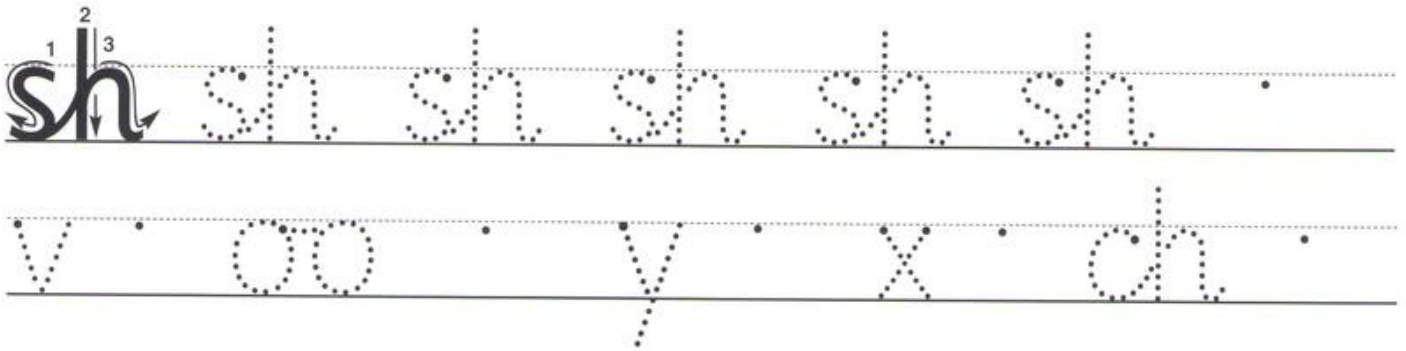


sh




ACTION

Place your index finger over your lips, and say *shshshsh*.



Three of these pictures have a /sh/ sound in them.
Cross out the one that does not.



shop

fish

brush


sheep

sheep



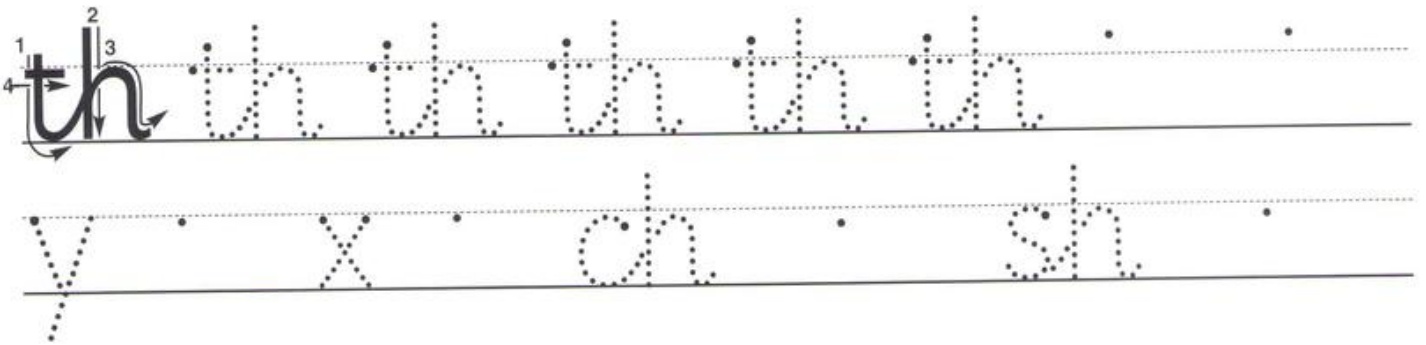

th th

th



ACTION

Pretend to be a rude clown and stick out your tongue a little for *th* (as in *this*), and further for *th* (as in *thumb*).



this moth

moth

that three

three

them thin

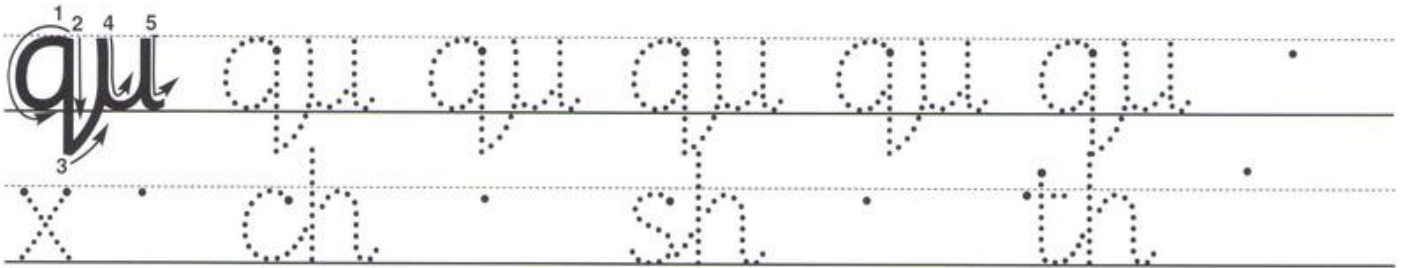
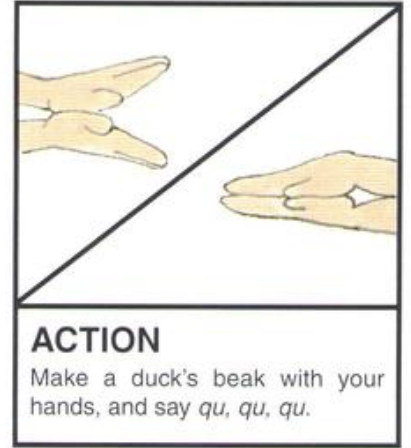

thin

Three of these pictures have a /th/ or a /th/ sound in them. Cross out the one that does not.

3



Qu qu



Three of these pictures have a /qu/ sound in them.
Cross out the one that does not.



quick

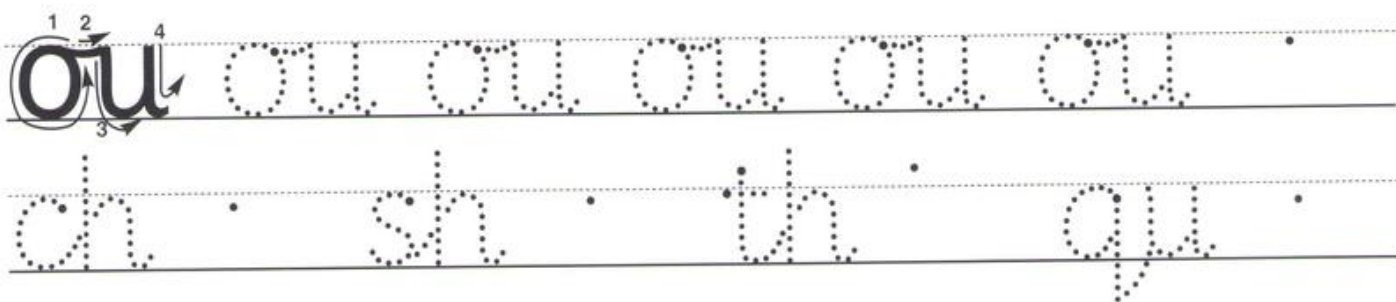
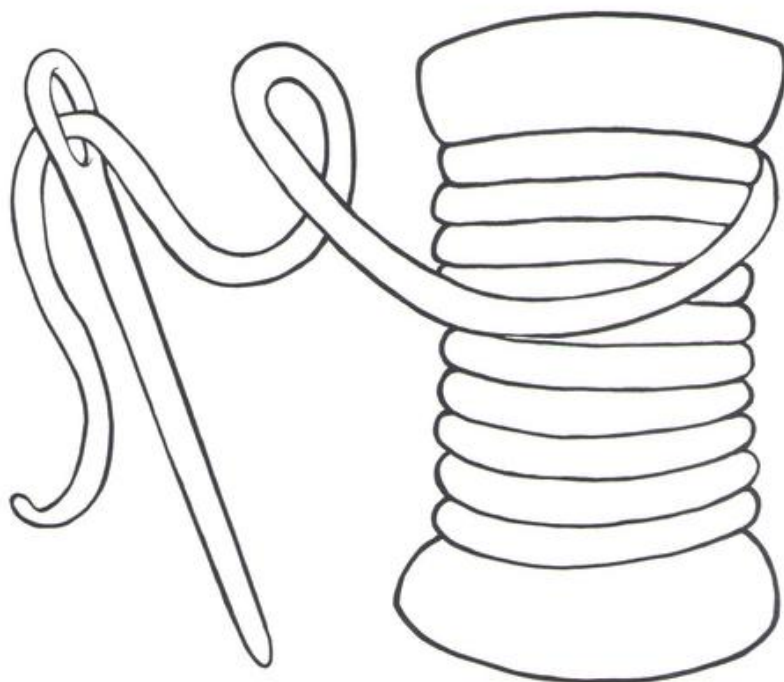

quilt

liquid

squid



ou



cloud

proud

shout



mouth

mouth

Three of these pictures have an /ou/ sound in them.
Cross out the one that does not.

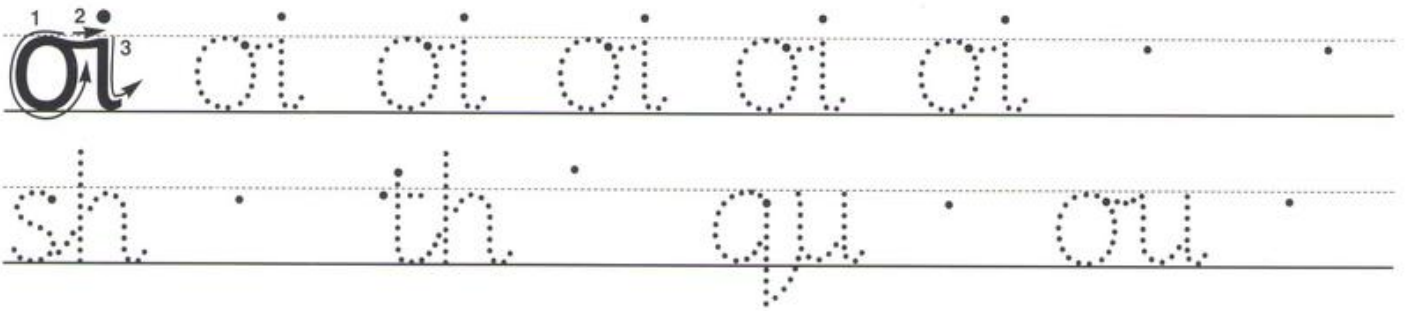


oi



ACTION

Cup your hands around your mouth as if hailing a passing boat, saying *Oi! Ship ahoy!*



Three of these pictures have an /oi/ sound in them.
Cross out the one that does not.



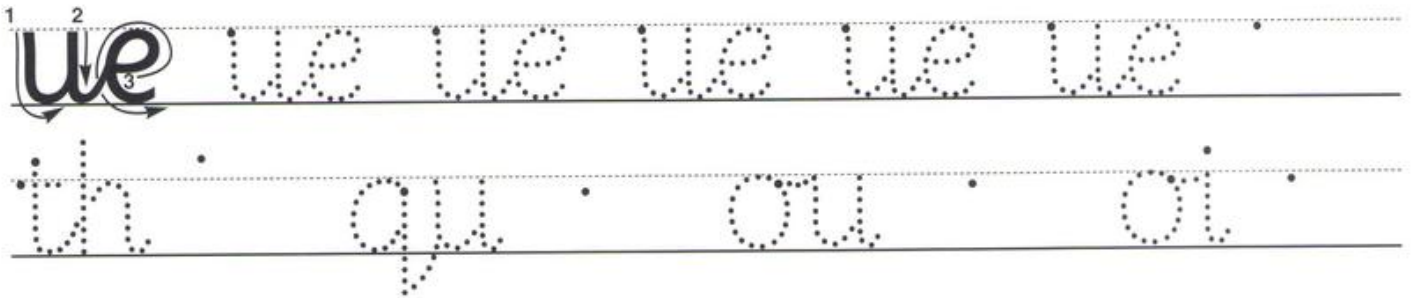

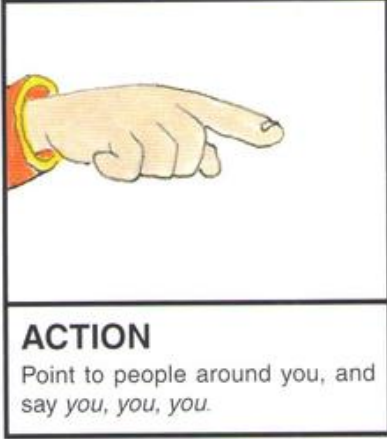
soil

joint

point

void

ue



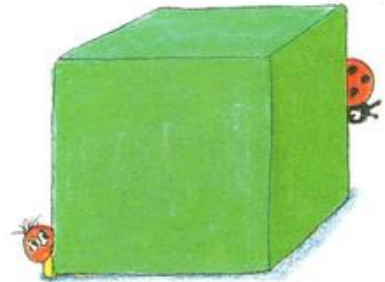
Three of these pictures have a /ue/ sound in them.
Cross out the one that does not.

fuel

statue

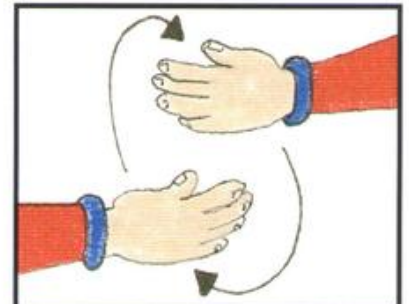

value

rescue



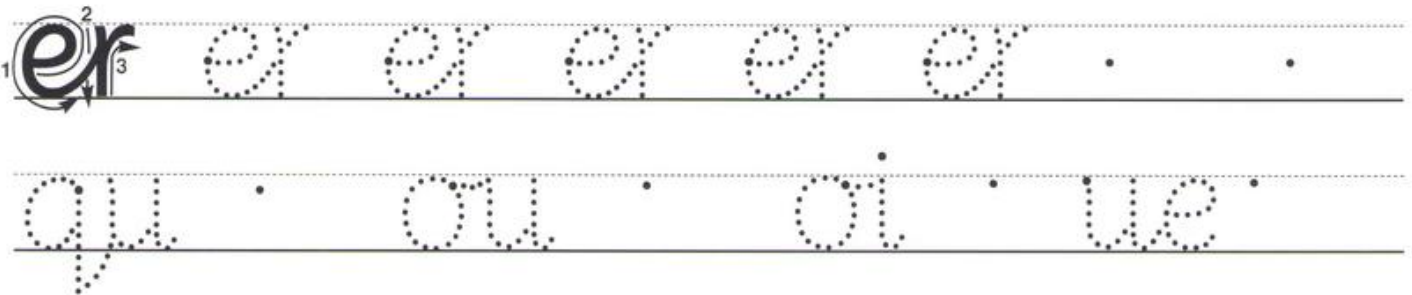
er

er

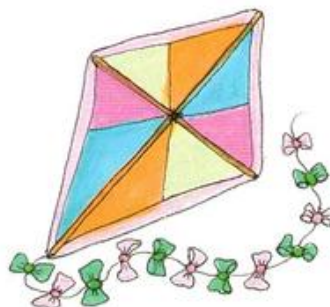


ACTION

Roll your hands over each other, like a mixer, and say *er-er-er-er*.



Three of these pictures have an /er/ sound in them. Cross out the one that does not.



verb

verb

winter

winter

mitten

mitten

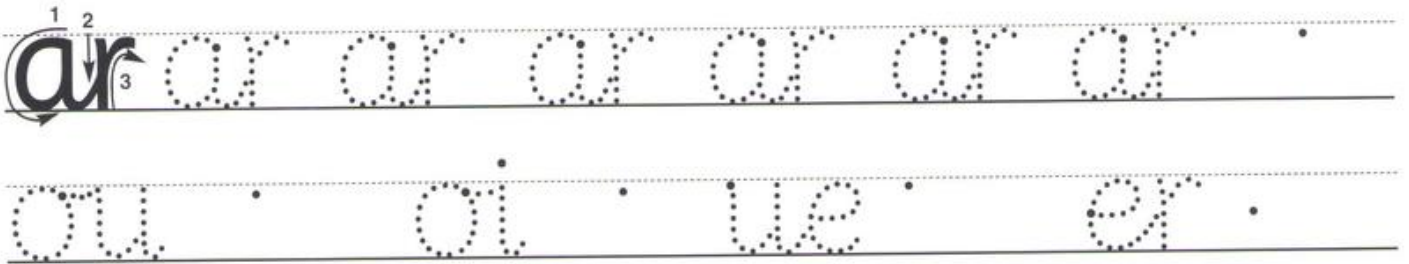

ar

a



ACTION

Open your mouth wide and say *ah*.



scarf

scarf

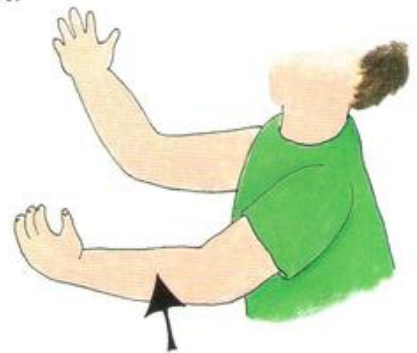
shark

shark

bath

bath*

Three of these pictures have an /ar/ sound in them.
Cross out the one that does not.



* The <a> symbol indicates that the <a> in *bath* can be pronounced as either /ar/, or /a/. Both pronunciations are correct.



Tricky Words



Look
Say the letters.



Copy
then
Cover

Write
then
Check



Have another
go!

the

the

he

he

she

she

me

me

we


we

be


be




Draw a picture for each word.



ant



van



cup

Fill in the missing letters.



mix _____



_____ een



_____ in










6








 Tricky Words



 Look Say the letters.	 Copy then Cover	Write then Check	 Have another go!
I	I		
was	was		
to	to		
do	do		
are	are		
all	all		

Look at the pictures and write the words underneath.




Read the sentences and draw a picture in each frame.



This is me.

This is me.



I can run.

Ie can run.

Read the words and join each word to the right picture. Colour the pictures.

hat dog net fan
cat bed bus

Read the tricky words and then try to find them in the wordsearch.


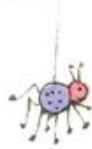
to to
do do
we we
was was
he he
be be
me me
are are
all all
the the
she she

y	v	a	l	l	b
u	s	r	d	w	e
t	h	e	c	a	f
o	e	b	p	s	g
n	l	h	e	m	e
a	j	d	o	i	r

Read each sentence and draw a picture in the frame to illustrate it.



He can sing.
He can sing.



She is sad.
She is sad.



I can jump.
Ie can jump.



We can hop.
We can hop.



The sun is hot.
The sun is hot.



Drums are loud.
Drums are loud.

Fill in the missing words in these sentences.

The _____ is hot.

The _____ is hot.



The _____ is green.

The _____ is green.

The _____ flies.

The _____ flies.



Fill in the missing words and colour the picture to match the sentence.

The _____ is red.

The _____ is red.

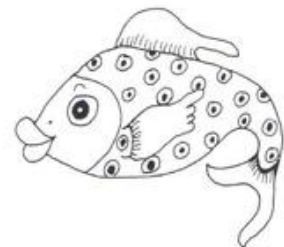


I see the green _____.

I see the green _____.

The _____ is pink.

The _____ is pink.



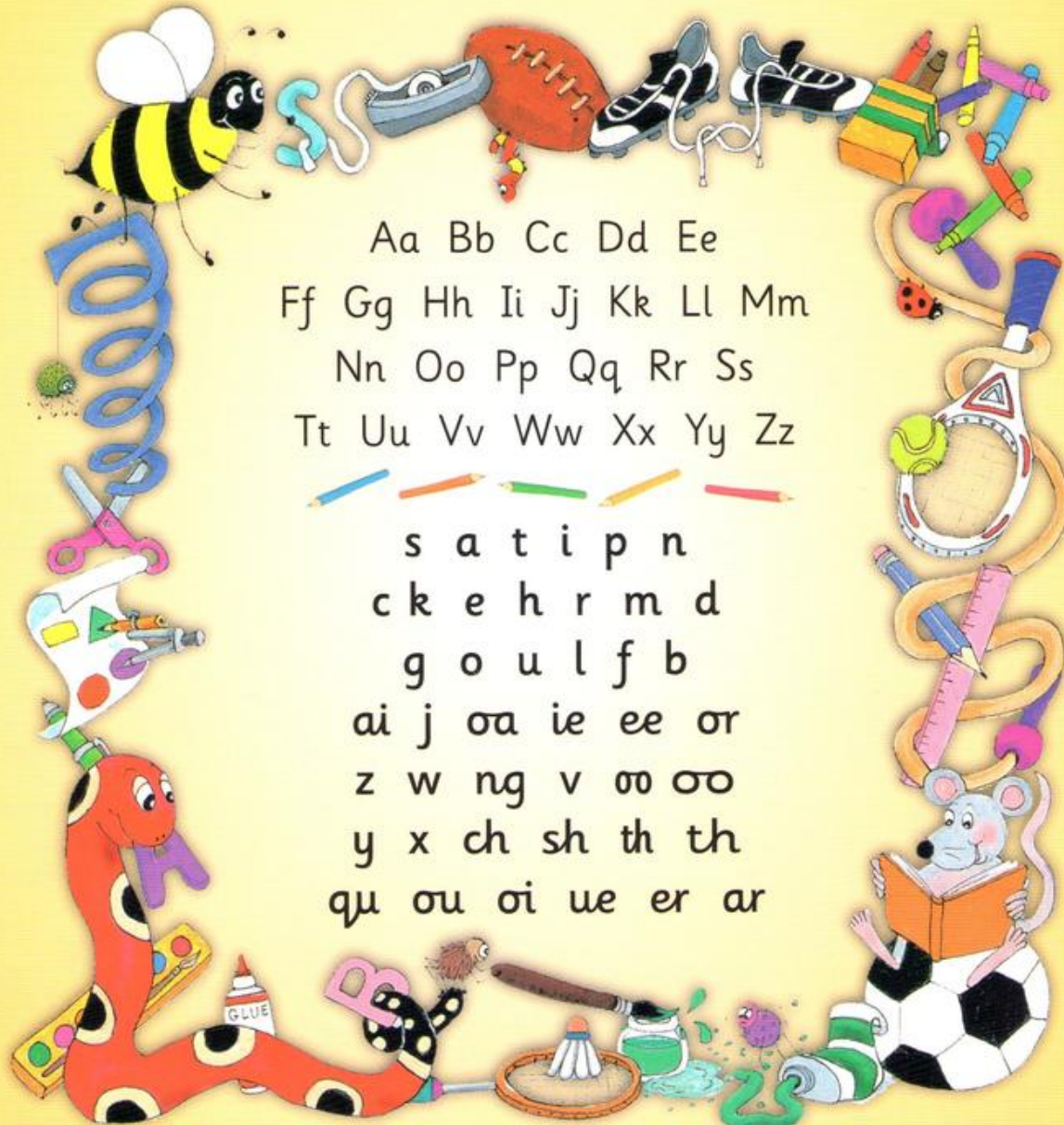
s a t i p n c k e h
 r d m
 o b g u
 l b f j
 ai ie
 oa or
 ee w
 z oo
 v y x
 ch sh
 th qu ou oi ue er ar



Jolly Phonics Extra teaches the skills needed for reading and writing.

Jolly Phonics Extra Pupil Book 1 introduces children to the main 42 letter sounds of the English language. Fun activities show the children how to use their letter-sound knowledge for reading and spelling. The first set of tricky words is taught through a number of innovative activities, and the correct way of forming each letter is illustrated. This book also introduces the children to a set of 'extra' symbols, which provide an alternative, phonically regular way of accessing some of the sounds.

Also available: *Jolly Phonics Extra Letter Sound Book, Jolly Phonics Extra Cards* (flash cards), *Jolly Phonics Extra Readers* and much more.



© Christopher Jolly 2012 (text) © Lib Stephen 2012 (illustrations)
 Printed in Malaysia. All rights reserved.



Jolly Learning Ltd

www.jollylearning.com info@jollylearning.co.uk

Tailours House, High Road, Chigwell, Essex, IG7 6DL, UK Tel: +44 (0)20 8501 0405 Fax: +44 (0)20 8500 1696
 82 Winter Sport Lane, Williston, VT 05495, USA Tel: 1-800-488-2665 Fax: (802) 864-7626

ISBN 978-1-84414-188-3



9 781844 141883
 Reference: JL888

